

# PRODUCT SPECIFICATION BOOK

[www.archilume.com](http://www.archilume.com)

archilume

# PENDANTS



Description: High efficiency LED decorative pendant mount luminaire with machined aluminum housing and clear acrylic light control lens.

Lamping: Single 2 watt LED, 150 lumens, 90 CRI, 2700K (27), 3000K (30), 3500K (35) color temperature options. Color consistent from LED to LED within a 3 step MacAdam ellipse.

Electrical: Constant current class 2 driver, 120/277V 50/60Hz, (sold separate). See D8\_700 series remote driver spec sheets for details.

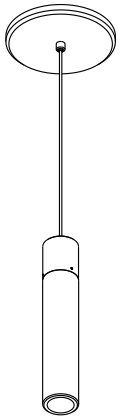
Function: Canopy and mounting plate provided. Mounts directly to 4" octagonal j-box (by others) 120"(3048mm) suspension cable provided standard. Field adjustable.

Metal finish: Clear anodized aluminum (S)  
Black anodized aluminum (B)  
Gold anodized aluminum (G)  
Champagne anodized aluminum (C)

Light Distribution Optics:    
Clear cylinder diffuse aperture (CD)  
Satin cylinder diffuse aperture (SD)  
Clear cylinder concentric aperture (CC)

Approvals: Dry locations, approved to UL safety standards for luminaires when used with Archilume D8\_700 series drivers.

Order Code: P1-  
27 2700K S silver CD clear cylinder diffuse aperture  
30 3000K B black SD satin cylinder diffuse aperture  
35 3500K G gold CC clear cylinder concentric aperture  
C champagne



Ø 4.25"  
Ø 108mm



120"  
3048mm  
variable

8"  
203mm

Ø 1.50"  
Ø 38mm



Description: High efficiency LED decorative pendant mount luminaire with machined aluminum housing and clear acrylic light control lens.

Lamping: Single 2 watt LED, 150 lumens, 90 CRI, 2700K (27), 3000K (30), 3500K (35) color temperature options. Color consistent from LED to LED within a 3 step MacAdam ellipse.

Electrical: Constant current class 2 driver, 120/277V 50/60Hz, (sold separate). See D8\_700 series remote driver spec sheets for details.

Function: Canopy and mounting plate provided. Mounts directly to ceiling structure. 120"(3048mm) suspension cable provided standard. Field adjustable.

Metal finish: Clear anodized aluminum (S)  
Black anodized aluminum (B)  
Gold anodized aluminum (G)  
Champagne anodized aluminum (C)

Light Distribution Optics:    
Clear cylinder diffuse aperture (CD)  
Satin cylinder diffuse aperture (SD)  
Clear cylinder concentric aperture (CC)

Approvals: Dry locations, approved to UL safety standards for luminaires when used with Archilume D8\_700 series drivers.

Order Code: P1M-  
27 2700K S silver CD clear cylinder diffuse aperture  
30 3000K B black SD satin cylinder diffuse aperture  
35 3500K G gold CC clear cylinder concentric aperture  
C champagne



Ø 1.5"  
Ø 38mm



120"  
3048mm  
variable

8"  
203mm

Ø 1.50"  
Ø 38mm

Description: High efficiency LED decorative pendant mount luminaire with machined aluminum housing and clear acrylic light control lens.



Lamping: Single 2 watt LED, 150 lumens per lamp head, 90 CRI, 2700K (27), 3000K (30), 3500K (35) color temperature options. Color consistent from LED to LED within a 3 step MacAdam ellipse.

Electrical: Constant current class 2 driver, 120/277V 50/60Hz, (sold separate). See D8\_700 series remote driver spec sheets for details.

Function: Canopy and mounting plate provided. Mounts directly to 4" octagonal j-box (by others) 120"(3048mm) suspension cable provided standard. Field adjustable.

Metal finish: Clear anodized aluminum (S)  
Black anodized aluminum (B)  
Gold anodized aluminum (G)  
Champagne anodized aluminum (C)

Light Distribution Optics:

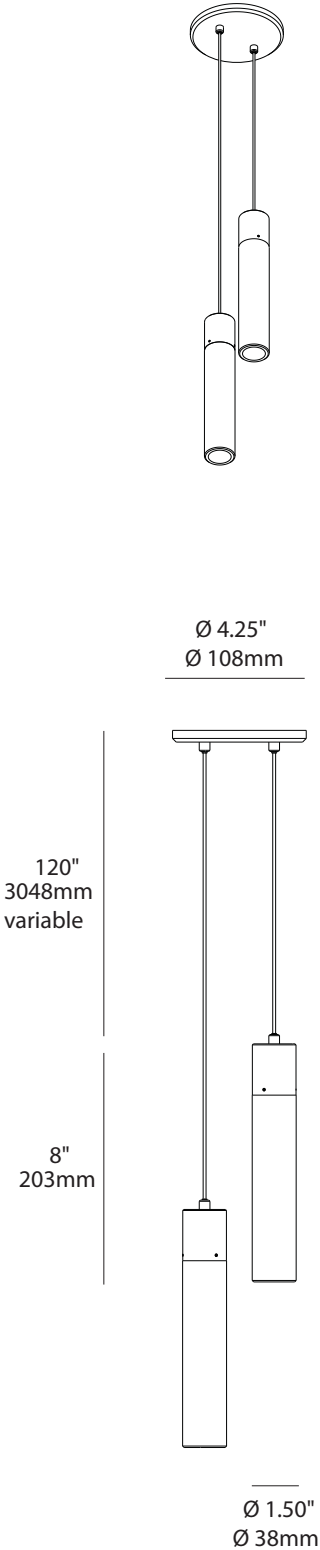


Clear cylinder diffuse aperture (CD)  
Satin cylinder diffuse aperture (SD)  
Clear cylinder concentric aperture (CC)

Approvals: Dry locations, approved to UL safety standards for luminaires when used with Archilume D8\_700 series drivers.

Order Code: P2A- - -

27 2700K	S silver	CD clear cylinder diffuse aperture
30 3000K	B black	SD satin cylinder diffuse aperture
35 3500K	G gold	CC clear cylinder concentric aperture
	C champagne	



Description: High efficiency LED decorative pendant mount luminaire with machined aluminum housing and clear acrylic light control lens.



Lamping: Single 2 watt LED, 150 lumens per lamp head, 90 CRI, 2700K (27), 3000K (30), 3500K (35) color temperature options. Color consistent from LED to LED within a 3 step MacAdam ellipse.

Electrical: Constant current class 2 driver, 120/277V 50/60Hz, (sold separate). See D8\_700 series remote driver spec sheets for details.

Function: Canopy and mounting plate provided. Mounts directly to 4" octagonal j-box (by others) 120"(3048mm) suspension cable provided standard. Field adjustable.

Metal finish: Clear anodized aluminum (S)  
Black anodized aluminum (B)  
Gold anodized aluminum (G)  
Champagne anodized aluminum (C)

Light Distribution Optics:

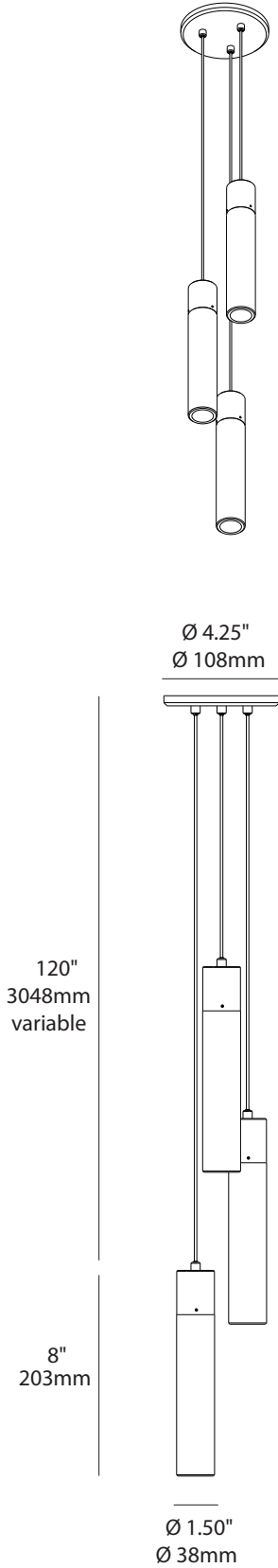


Clear cylinder diffuse aperture (CD)  
Satin cylinder diffuse aperture (SD)  
Clear cylinder concentric aperture (CC)

Approvals: Dry locations, approved to UL safety standards for luminaires when used with Archilume D8\_700 series drivers.

Order Code: P3A- - -

27 2700K	S silver	CD clear cylinder diffuse aperture
30 3000K	B black	SD satin cylinder diffuse aperture
35 3500K	G gold	CC clear cylinder concentric aperture
	C champagne	



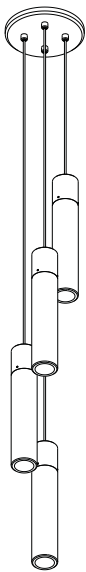


Description: High efficiency LED decorative pendant mount luminaire with machined aluminum housing and clear acrylic light control lens.



Lamping: Single 2 watt LED, 150 lumens per lamp head, 90 CRI, 2700K (27), 3000K (30), 3500K (35) color temperature options. Color consistent from LED to LED within a 3 step MacAdam ellipse.

Electrical: Constant current class 2 driver, 120/277V 50/60Hz, (sold separate). See D8\_700 series remote driver spec sheets for details.

Function: Canopy and mounting plate provided. Mounts directly to 4" octagonal j-box (by others) 120"(3048mm) suspension cable provided standard. Field adjustable.



Metal finish: Clear anodized aluminum (S)  
Black anodized aluminum (B)  
Gold anodized aluminum (G)  
Champagne anodized aluminum (C)

Light Distribution Optics:    
Clear cylinder diffuse aperture (CD)  
Satin cylinder diffuse aperture (SD)  
Clear cylinder concentric aperture (CC)

Approvals: Dry locations, approved to UL safety standards for luminaires when used with Archilume D8\_700 series drivers.

Order Code: P4A-       -       -  
27 2700K    S silver    CD clear cylinder diffuse aperture  
30 3000K    B black     SD satin cylinder diffuse aperture  
35 3500K    G gold      CC clear cylinder concentric aperture  
                 C champagne

120"  
3048mm  
variable

8"  
203mm

Ø 4.25"  
Ø 108mm

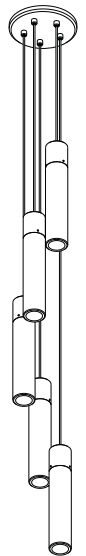
Ø 1.50"  
Ø 38mm

Description: High efficiency LED decorative pendant mount luminaire with machined aluminum housing and clear acrylic light control lens.

Lamping: Single 2 watt LED, 150 lumens per lamp head, 90 CRI, 2700K (27), 3000K (30), 3500K (35) color temperature options. Color consistent from LED to LED within a 3 step MacAdam ellipse.



Electrical: Constant current class 2 driver, 120/277V 50/60Hz, (sold separate). See D8\_700 series remote driver spec sheets for details.

Function: Canopy and mounting plate provided. Mounts directly to 4" octagonal j-box (by others) 120"(3048mm) suspension cable provided standard. Field adjustable.



Ø 4.25"  
Ø 108mm

Metal finish: Clear anodized aluminum (S)  
Black anodized aluminum (B)  
Gold anodized aluminum (G)  
Champagne anodized aluminum (C)

Light Distribution Optics:    
Clear cylinder diffuse aperture (CD)  
Satin cylinder diffuse aperture (SD)  
Clear cylinder concentric aperture (CC)

Approvals: Dry locations, approved to UL safety standards for luminaires when used with Archilume D8\_700 series drivers.

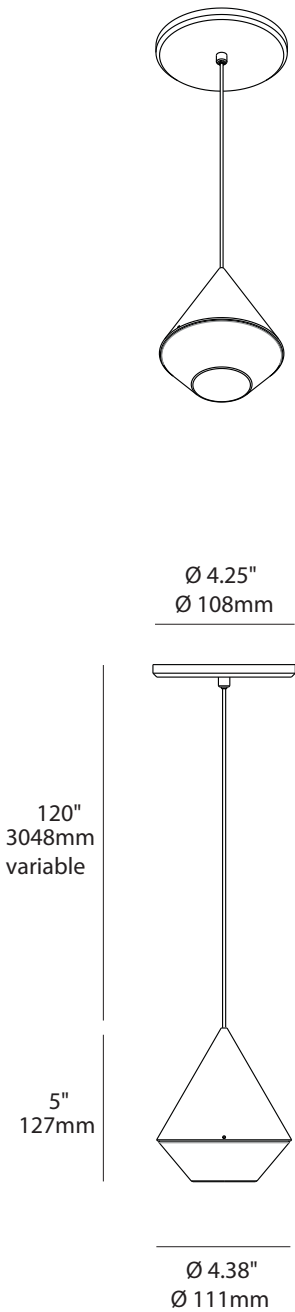
Order Code: P5A-       -       -  
27 2700K    S silver    CD clear cylinder diffuse aperture  
30 3000K    B black     SD satin cylinder diffuse aperture  
35 3500K    G gold      CC clear cylinder concentric aperture  
                 C champagne

120"  
3048mm  
variable

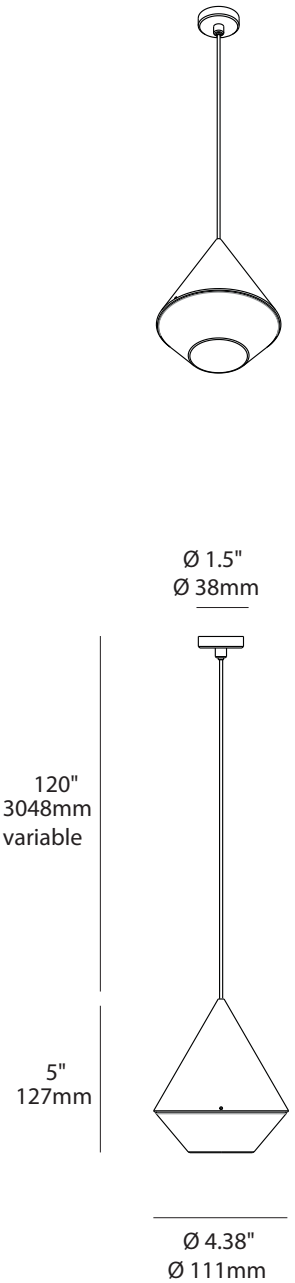
8"  
203mm

Ø 1.50"  
Ø 38mm

Description:	High efficiency LED decorative pendant mount luminaire with machined aluminum housing and clear acrylic light control lens.
Lamping:	Single 4 watt warm dimmable LED, 400 lumens, 95 CRI, 3000K to 1800K (3W) smooth CCT dimming transition. 90 CRI, 2700K (27), 3000K (30), 3500K (35) color temperature options are optional. Color consistent from LED to LED within a 3 step MacAdam ellipse.
Electrical:	Constant current class 2 driver, 120/277V 50/60Hz, (sold separate). See D8_250 series remote driver spec sheets for details.
Function:	Canopy and mounting plate provided. Mounts directly to 4" octagonal j-box (by others) 120"(3048mm) suspension cable provided standard. Field adjustable.
Metal finish:	Clear anodized aluminum (S) Black anodized aluminum (B) Gold anodized aluminum (G) Champagne anodized aluminum (C)
Light Distribution Optics:	Clear acrylic light control lens with diffuse light distribution aperture (CD) or optional satin light control lens with diffuse light distribution aperture (SD)
Approvals:	Dry locations, approved to UL safety standards for luminaires when used with Archilume D8_250 series drivers.
Order Code:	P1-AL- <div><div>3W warm dim</div><div>S silver</div><div>CD clear lens diffuse aperture</div><div>27 2700K</div><div>B black</div><div>SD satin lens diffuse aperture</div><div>30 3000K</div><div>G gold</div><div>35 3500K</div><div>C champagne</div></div>



Description:	High efficiency LED decorative pendant mount luminaire with machined aluminum housing and clear acrylic light control lens.
Lamping:	Single 4 watt warm dimmable LED, 400 lumens, 95 CRI, 3000K to 1800K (3W) smooth CCT dimming transition. 90 CRI, 2700K (27), 3000K (30), 3500K (35) color temperature options are optional. Color consistent from LED to LED within a 3 step MacAdam ellipse.
Electrical:	Constant current class 2 driver, 120/277V 50/60Hz, (sold separate). See D8_250 series remote driver spec sheets for details.
Function:	Canopy and mounting plate provided. Mounts directly to ceiling structure. 120"(3048mm) suspension cable provided standard. Field adjustable.
Metal finish:	Clear anodized aluminum (S) Black anodized aluminum (B) Gold anodized aluminum (G) Champagne anodized aluminum (C)
Light Distribution Optics:	Clear acrylic light control lens with diffuse light distribution aperture (CD) or optional satin light control lens with diffuse light distribution aperture (SD)
Approvals:	Dry locations, approved to UL safety standards for luminaires when used with Archilume D8_250 series drivers.
Order Code:	P1M-AL- <div><div>3W warm dim</div><div>S silver</div><div>CD clear lens diffuse aperture</div><div>27 2700K</div><div>B black</div><div>SD satin lens diffuse aperture</div><div>30 3000K</div><div>G gold</div><div>35 3500K</div><div>C champagne</div></div>



archilume			9	P1_Alto_Flat		
				SPECIFICATION		
Description:		High efficiency LED decorative pendant mount luminaire with machined aluminum housing and clear acrylic light control lens.				
Lamping:		Single 4 watt warm dimmable LED, 400 lumens, 95 CRI, 3000K to 1800K (3W) smooth CCT dimming transition. 90 CRI, 2700K (27), 3000K (30), 3500K (35) color temperature options are optional. Color consistent from LED to LED within a 3 step MacAdam ellipse.				
Electrical:		Constant current class 2 driver, 120/277V 50/60Hz, (sold separate). See D8_250 series remote driver spec sheets for details.				
Function:		Canopy and mounting plate provided. Mounts directly to 4" octagonal j-box (by others) 120"(3048mm) suspension cable provided standard. Field adjustable.				
Metal finish:		Clear anodized aluminum (S) Black anodized aluminum (B) Gold anodized aluminum (G) Champagne anodized aluminum (C)				
Light Distribution Optics:		Clear acrylic light control lens with diffuse light distribution aperture (CD) or optional satin light control lens with diffuse light distribution aperture (SD)				
Approvals:		Dry locations, approved to UL safety standards for luminaires when used with Archilume D8_250 series drivers.				
Order Code:		P1-ALFL- <div><div>3W warm dim</div><div>27 2700K</div><div>30 3000K</div><div>35 3500K</div></div> <div><div>S silver</div><div>B black</div><div>G gold</div><div>C champagne</div></div> <div><div>CD clear lens diffuse aperture</div><div>SD satin lens diffuse aperture</div></div>				
Canopy Options:						

Top view: Ø 4.25" / Ø 108mm

Side view: 120" / 3048mm variable

Front view: 4" / 102mm

Bottom view: Ø 4.38" / Ø 111mm

archilume			10	P1M_Alto_Flat		
				SPECIFICATION		
Description:		High efficiency LED decorative pendant mount luminaire with machined aluminum housing and clear acrylic light control lens.				
Lamping:		Single 4 watt warm dimmable LED, 400 lumens, 95 CRI, 3000K to 1800K (3W) smooth CCT dimming transition. 90 CRI, 2700K (27), 3000K (30), 3500K (35) color temperature options are optional. Color consistent from LED to LED within a 3 step MacAdam ellipse.				
Electrical:		Constant current class 2 driver, 120/277V 50/60Hz, (sold separate). See D8_250 series remote driver spec sheets for details.				
Function:		Canopy and mounting plate provided. Mounts directly to 4" octagonal j-box (by others) 120"(3048mm) suspension cable provided standard. Field adjustable.				
Metal finish:		Clear anodized aluminum (S) Black anodized aluminum (B) Gold anodized aluminum (G) Champagne anodized aluminum (C)				
Light Distribution Optics:		Clear acrylic light control lens with diffuse light distribution aperture (CD) or optional satin light control lens with diffuse light distribution aperture (SD)				
Approvals:		Dry locations, approved to UL safety standards for luminaires when used with Archilume D8_250 series drivers.				
Order Code:		P1-ALFL- <div><div>3W warm dim</div><div>27 2700K</div><div>30 3000K</div><div>35 3500K</div></div> <div><div>S silver</div><div>B black</div><div>G gold</div><div>C champagne</div></div> <div><div>CD clear lens diffuse aperture</div><div>SD satin lens diffuse aperture</div></div>				
Canopy Options:						

Top view: Ø 1.5" / Ø 38mm

Side view: 120" / 3048mm variable

Front view: 4" / 102mm

Bottom view: Ø 4.38" / Ø 111mm

archilume		10	P1M_Alto_Flat	
			SPECIFICATION	
Description:	High efficiency LED decorative pendant mount luminaire with machined aluminum housing and clear acrylic light control lens.			
Lamping:	Single 4 watt warm dimmable LED, 400 lumens, 95 CRI, 3000K to 1800K (3W) smooth CCT dimming transition. 90 CRI, 2700K (27), 3000K (30), 3500K (35) color temperature options are optional. Color consistent from LED to LED within a 3 step MacAdam ellipse.			
Electrical:	Constant current class 2 driver, 120/277V 50/60Hz, (sold separate). See D8_250 series remote driver spec sheets for details.			
Function:	Canopy and mounting plate provided. Mounts directly to 4" octagonal j-box (by others) 120"(3048mm) suspension cable provided standard. Field adjustable.			
Metal finish:	Clear anodized aluminum (S) Black anodized aluminum (B) Gold anodized aluminum (G) Champagne anodized aluminum (C)			
Light Distribution Optics:	Clear acrylic light control lens with diffuse light distribution aperture (CD) or optional satin light control lens with diffuse light distribution aperture (SD)			
Approvals:	Dry locations, approved to UL safety standards for luminaires when used with Archilume D8_250 series drivers.			
Order Code:	P1-ALFL- <div><div>3W warm dim</div><div>27 2700K</div><div>30 3000K</div><div>35 3500K</div></div> <div><div>S silver</div><div>B black</div><div>G gold</div><div>C champagne</div></div> <div><div>CD clear lens diffuse aperture</div><div>SD satin lens diffuse aperture</div></div>			
Canopy Options:				

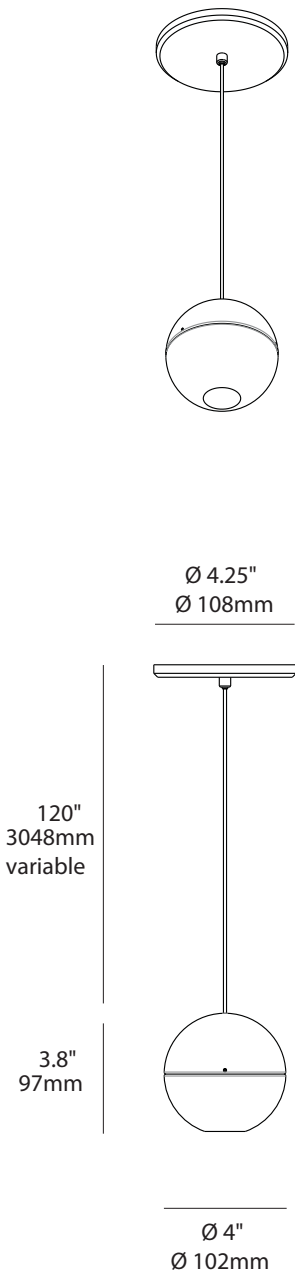
Top view: Ø 1.5" / Ø 38mm

Side view: 120" / 3048mm variable

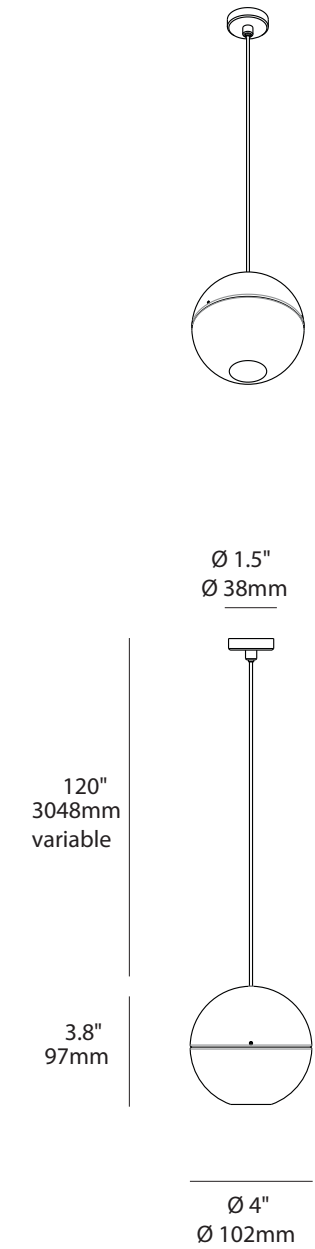
Front view: 4" / 102mm

Bottom view: Ø 4.38" / Ø 111mm

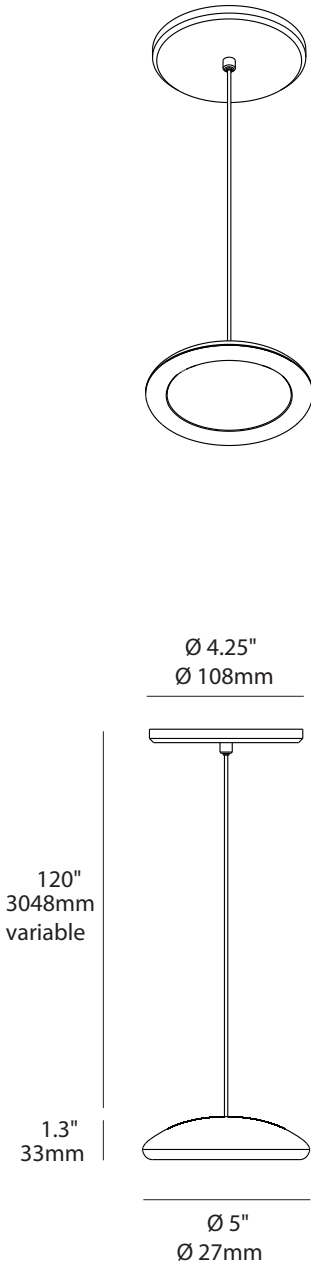
Description:	High efficiency LED decorative pendant mount luminaire with machined aluminum housing and clear acrylic light control lens.
Lamping:	Single 4 watt warm dimmable LED, 400 lumens, 95 CRI, 3000K to 1800K (3W) smooth CCT dimming transition. 90 CRI, 2700K (27), 3000K (30), 3500K (35) color temperature options are optional. Color consistent from LED to LED within a 3 step MacAdam ellipse.
Electrical:	Constant current class 2 driver, 120/277V 50/60Hz, (sold separate). See D8_250 series remote driver spec sheets for details.
Function:	Canopy and mounting plate provided. Mounts directly to 4" octagonal j-box (by others) 120"(3048mm) suspension cable provided standard. Field adjustable.
Metal finish:	Clear anodized aluminum (S) Black anodized aluminum (B) Gold anodized aluminum (G) Champagne anodized aluminum (C)
Light Distribution Optics:	Clear acrylic light control lens with diffuse light distribution aperture (CD) or optional satin light control lens with diffuse light distribution aperture (SD)
Approvals:	Dry locations, approved to UL safety standards for luminaires when used with Archilume D8_250 series drivers.
Order Code:	P1-AU- <div><div>3W warm dim</div><div>27 2700K</div><div>30 3000K</div><div>35 3500K</div></div> - <div><div>S silver</div><div>B black</div><div>G gold</div><div>C champagne</div></div> - <div><div>CD clear lens diffuse aperture</div><div>SD satin lens diffuse aperture</div></div>



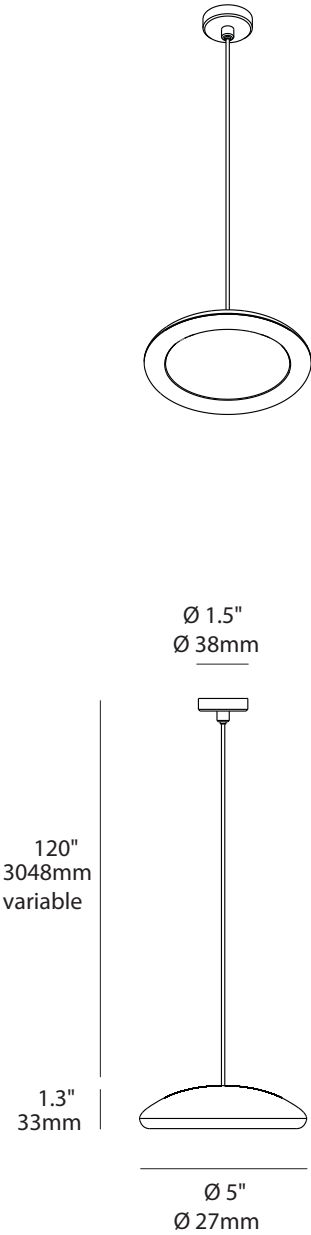
Description:	High efficiency LED decorative pendant mount luminaire with machined aluminum housing and clear acrylic light control lens.
Lamping:	Single 4 watt warm dimmable LED, 400 lumens, 95 CRI, 3000K to 1800K (3W) smooth CCT dimming transition. 90 CRI, 2700K (27), 3000K (30), 3500K (35) color temperature options are optional. Color consistent from LED to LED within a 3 step MacAdam ellipse.
Electrical:	Constant current class 2 driver, 120/277V 50/60Hz, (sold separate). See D8_250 series remote driver spec sheets for details.
Function:	Canopy and mounting plate provided. Mounts directly to 4" octagonal j-box (by others) 120"(3048mm) suspension cable provided standard. Field adjustable.
Metal finish:	Clear anodized aluminum (S) Black anodized aluminum (B) Gold anodized aluminum (G) Champagne anodized aluminum (C)
Light Distribution Optics:	Clear acrylic light control lens with diffuse light distribution aperture (CD) or optional satin light control lens with diffuse light distribution aperture (SD)
Approvals:	Dry locations, approved to UL safety standards for luminaires when used with Archilume D8_250 series drivers.
Order Code:	P1M-AU- <div><div>3W warm dim</div><div>27 2700K</div><div>30 3000K</div><div>35 3500K</div></div> - <div><div>S silver</div><div>B black</div><div>G gold</div><div>C champagne</div></div> - <div><div>CD clear lens diffuse aperture</div><div>SD satin lens diffuse aperture</div></div>



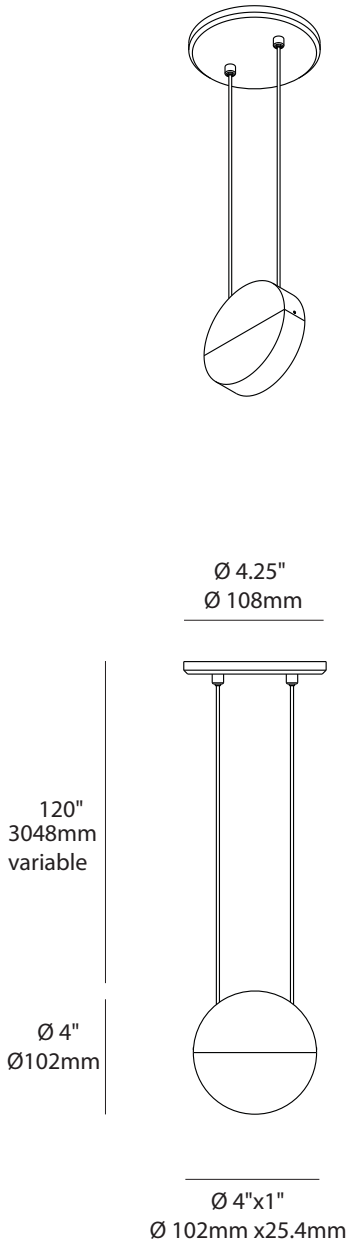
Description:	Human centric OLED decorative pendant mount luminaire with machined aluminum housing and naturally diffuse light source.
Lamping:	3 watt dimmable OLED, 200 lumens, 3000K (30), 90 CRI, R9 >50. OLED is a light source that provides soft yet bright full spectrum illumination resulting in an artificial light that resembles daylight.
Electrical:	Constant current class 2 driver, 120/277V 50/60Hz, (sold separate). See D8_150 series remote driver spec sheets for details.
Function:	Canopy and mounting plate provided. Mounts directly to 4" octagonal j-box (by others) 120"(3048mm) suspension cable provided standard. Field adjustable.
Metal finish:	Clear anodized aluminum (S) Black anodized aluminum (B) Gold anodized aluminum (G) Champagne anodized aluminum (C)
Light Distribution:	Soft brightness naturally diffuse light source
Approvals:	Dry locations, approved to UL safety standards for luminaires when used with Archilume D8_150 series drivers.
Order Code:	P1-OV-_____-_____ 30 3000K S silver B black G gold C champagne



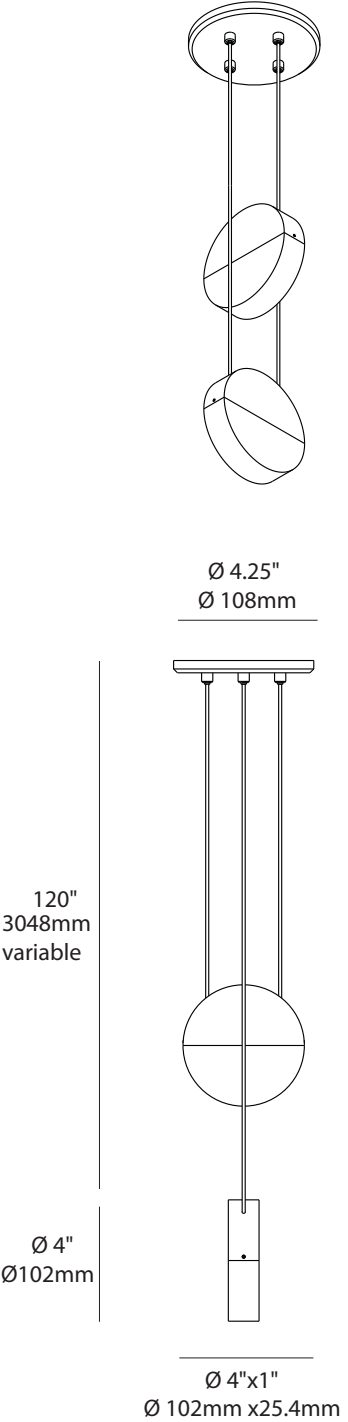
Description:	Human centric OLED decorative pendant mount luminaire with machined aluminum housing and naturally diffuse light source.
Lamping:	3 watt dimmable OLED, 200 lumens, 3000K (30), 90 CRI, R9 >50. OLED is a light source that provides soft yet bright full spectrum illumination resulting in an artificial light that resembles daylight.
Electrical:	Constant current class 2 driver, 120/277V 50/60Hz, (sold separate). See D8_150 series remote driver spec sheets for details.
Function:	Canopy and mounting plate provided. Mounts directly to ceiling structure. 120"(3048mm) suspension cable provided standard. Field adjustable.
Metal finish:	Clear anodized aluminum (S) Black anodized aluminum (B) Gold anodized aluminum (G) Champagne anodized aluminum (C)
Light Distribution:	Soft brightness naturally diffuse light source
Approvals:	Dry locations, approved to UL safety standards for luminaires when used with Archilume D8_150 series drivers.
Order Code:	P1M-OV-_____-_____ 30 3000K S silver B black G gold C champagne



Description:	High efficiency LED decorative pendant mount luminaire with machined aluminum housing and clear acrylic light control lens.														
Lamping:	Single 2 watt LED, 150 lumens, 90 CRI, 2700K (27), 3000K (30), 3500K (35) color temperature options. Color consistent from LED to LED within a 3 step MacAdam ellipse.														
Electrical:	Constant current class 2 driver, 120/277V 50/60Hz, (sold separate). See D8_700 series remote driver spec sheets for details.														
Function:	Canopy and mounting plate provided. Mounts directly to 4" octagonal j-box (by others) 120"(3048mm) suspension cable provided standard. Field adjustable.														
Metal finish:	Clear anodized aluminum (S) Black anodized aluminum (B) Gold anodized aluminum (G) Champagne anodized aluminum (C)														
Light Distribution Optics:	Clear acrylic light control lens with diffuse light distribution aperture (CD) or optional satin light control lens with diffuse light distribution aperture (SD)														
Approvals:	Dry locations, approved to UL safety standards for luminaires when used with Archilume D8_700 series drivers.														
Order Code:	P1-BA- <table><tr><td>27 2700K</td><td>S silver</td><td>CD clear lens diffuse aperture</td></tr><tr><td>30 3000K</td><td>B black</td><td>SD satin lens diffuse aperture</td></tr><tr><td>35 3500K</td><td>G gold</td><td></td></tr><tr><td></td><td>C champagne</td><td></td></tr></table>			27 2700K	S silver	CD clear lens diffuse aperture	30 3000K	B black	SD satin lens diffuse aperture	35 3500K	G gold			C champagne	
27 2700K	S silver	CD clear lens diffuse aperture													
30 3000K	B black	SD satin lens diffuse aperture													
35 3500K	G gold														
	C champagne														



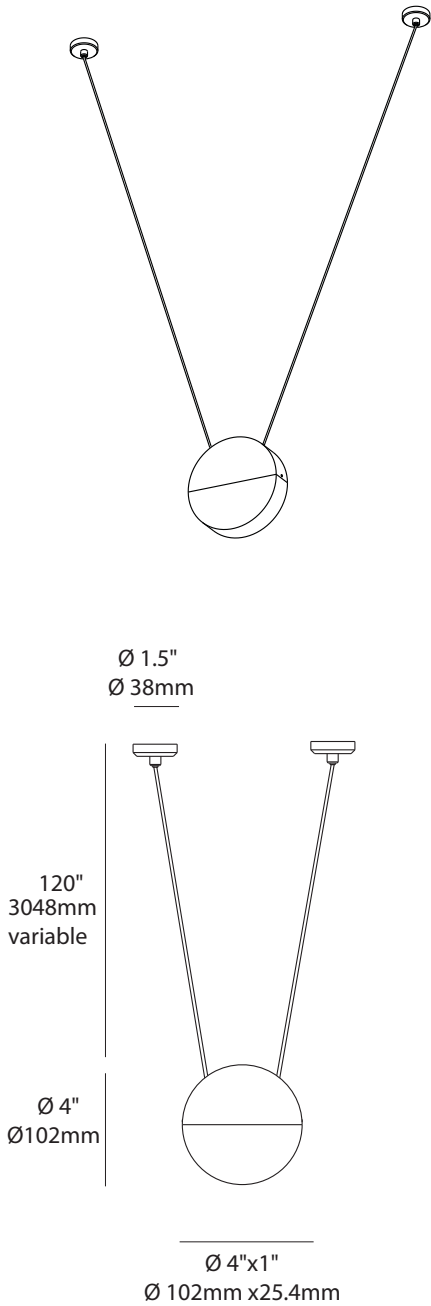
Description:	High efficiency LED decorative pendant mount luminaire with machined aluminum housing and clear acrylic light control lens.		
Lamping:	Single 2 watt LED, 150 lumens per lamp head, 90 CRI, 2700K (27), 3000K (30), 3500K (35) color temperature options. Color consistent from LED to LED within a 3 step MacAdam ellipse.		
Electrical:	Constant current class 2 driver, 120/277V 50/60Hz, (sold separate). See D8_700 series remote driver spec sheets for details.		
Function:	Canopy and mounting plate provided. Mounts directly to 4" octagonal j-box (by others) 120"(3048mm) suspension cable provided standard. Field adjustable.		
Metal finish:	Clear anodized aluminum (S) Black anodized aluminum (B) Gold anodized aluminum (G) Champagne anodized aluminum (C)		
Light Distribution Optics:	Clear acrylic light control lens with diffuse light distribution aperture (CD) or optional satin light control lens with diffuse light distribution aperture (SD)		
Approvals:	Dry locations, approved to UL safety standards for luminaires when used with Archilume D8_700 series drivers.		
Order Code:	P2-BA-_____-____		





SPECIFICATION

Description:	High efficiency LED decorative pendant mount luminaire with machined aluminum housing and clear acrylic light control lens.
Lamping:	Single 2 watt LED, 150 lumens, 90 CRI, 2700K (27), 3000K (30), 3500K (35) color temperature options. Color consistent from LED to LED within a 3 step MacAdam ellipse.
Electrical:	Constant current class 2 driver, 120/277V 50/60Hz, (sold separate). See D8_700 series remote driver spec sheets for details.
Function:	Canopy and mounting plate provided. Mounts directly to 4" octagonal j-box (by others) 120"(3048mm) suspension cable provided standard. Field adjustable.
Metal finish:	Clear anodized aluminum (S) Black anodized aluminum (B) Gold anodized aluminum (G) Champagne anodized aluminum (C)
Light Distribution Optics:	Clear acrylic light control lens with diffuse light distribution aperture (CD) or optional satin light control lens with diffuse light distribution aperture (SD)
Approvals:	Dry locations, approved to UL safety standards for luminaires when used with Archilume D8_700 series drivers.
Order Code:	<div>P1M-BA-<div><div>27 2700K</div><div>30 3000K</div><div>35 3500K</div></div><div><div>S silver</div><div>B black</div><div>G gold</div><div>C champagne</div></div><div>CD clear lens diffuse aperture</div><div>SD satin lens diffuse aperture</div></div>



CONFIGURATE  
MODULAR  
CANOPY  
SYSTEM


Description: High efficiency LED decorative pendant mount luminaire with machined aluminum housing and clear acrylic light control lens.

Lamping: Single 2 watt LED, 150 lumens, 90 CRI, 2700K (27), 3000K (30), 3500K (35) color temperature options. Color consistent from LED to LED within a 3 step MacAdam ellipse.

Electrical: Constant current class 2 driver, 120/277V 50/60Hz, (sold separate). See D8\_700 series remote driver spec sheets for details.

Function: Canopy and mounting plate provided. Mounts directly to 4" octagonal j-box (by others) 120"(3048mm) suspension cable provided standard. Field adjustable. Blank canopies (BC) optional (sold separate).

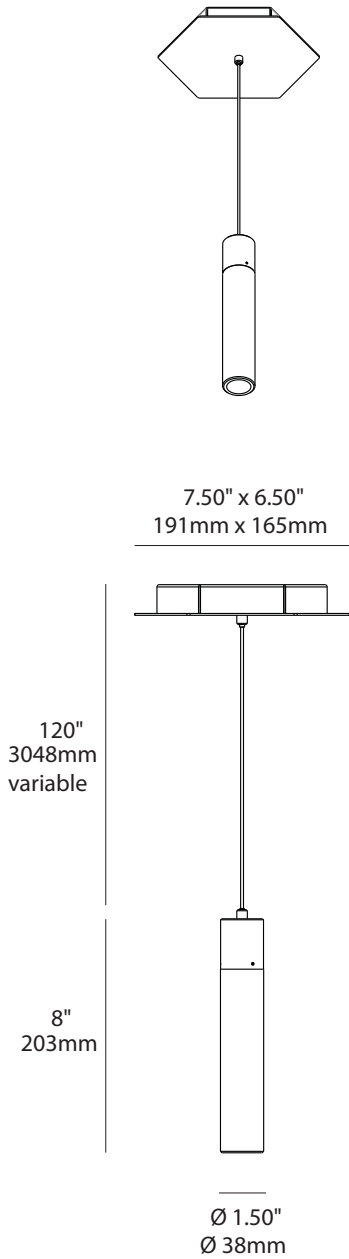
Metal finish: Clear anodized aluminum (S)  
Black anodized aluminum (B)  
Gold anodized aluminum (G)  
Champagne anodized aluminum (C)

Light Distribution Optics:   
Clear cylinder diffuse aperture (CD)  
Satin cylinder diffuse aperture (SD)  
Clear cylinder concentric aperture (CC)

Approvals: Dry locations, approved to UL safety standards for luminaires when used with Archilume D8\_700 series drivers.

Order Code: P1C-

27 2700K	S silver	CD clear cylinder diffuse aperture
30 3000K	B black	SD satin cylinder diffuse aperture
35 3500K	G gold	CC clear cylinder concentric aperture
BC blank	C champagne	___ leave blank for BC option



Description: High efficiency LED decorative pendant mount luminaire with machined aluminum housing and clear acrylic light control lens.

Lamping: Single 4 watt warm dimmable LED, 400 lumens, 95 CRI, 3000K to 1800K (3W) smooth CCT dimming transition. 90 CRI, 2700K (27), 3000K (30), 3500K (35) color temperature options are optional. Color consistent from LED to LED within a 3 step MacAdam ellipse.

Electrical: Constant current class 2 driver, 120/277V 50/60Hz, (sold separate). See D8\_250 series remote driver spec sheets for details.

Function: Canopy and mounting plate provided. Mounts directly to 4" octagonal j-box (by others) 120"(3048mm) suspension cable provided standard. Field adjustable. Blank canopies (BC) optional (sold separate).

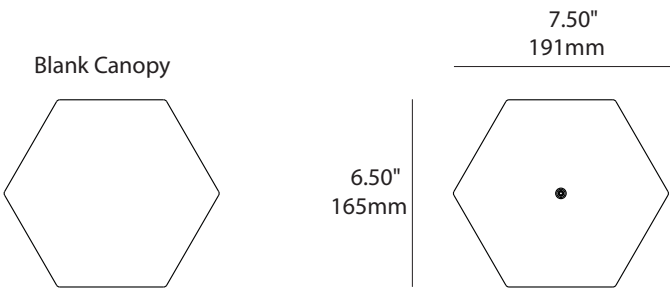
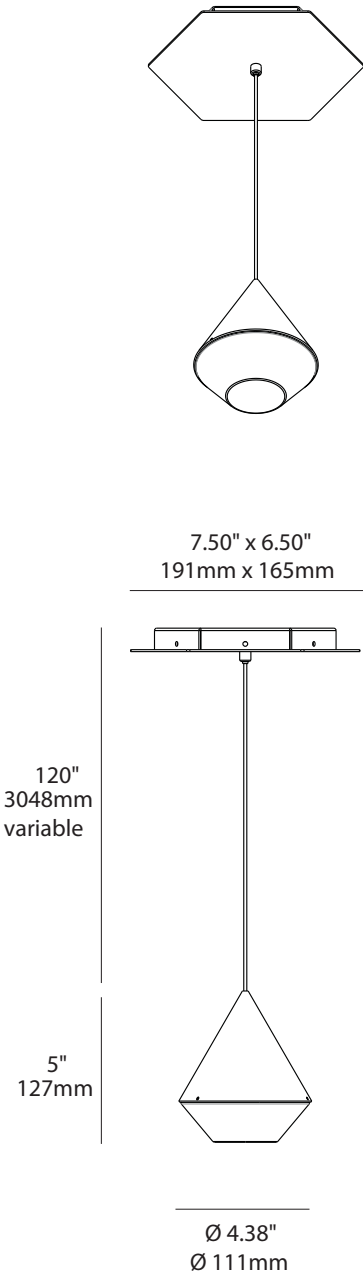
Metal finish: Clear anodized aluminum (S)  
Black anodized aluminum (B)  
Gold anodized aluminum (G)  
Champagne anodized aluminum (C)

Light Distribution Optics: Clear acrylic light control lens with diffuse light distribution aperture (CD) or optional satin light control lens with diffuse light distribution aperture (SD)

Approvals: Dry locations, approved to UL safety standards for luminaires when used with Archilume D8\_250 series drivers.

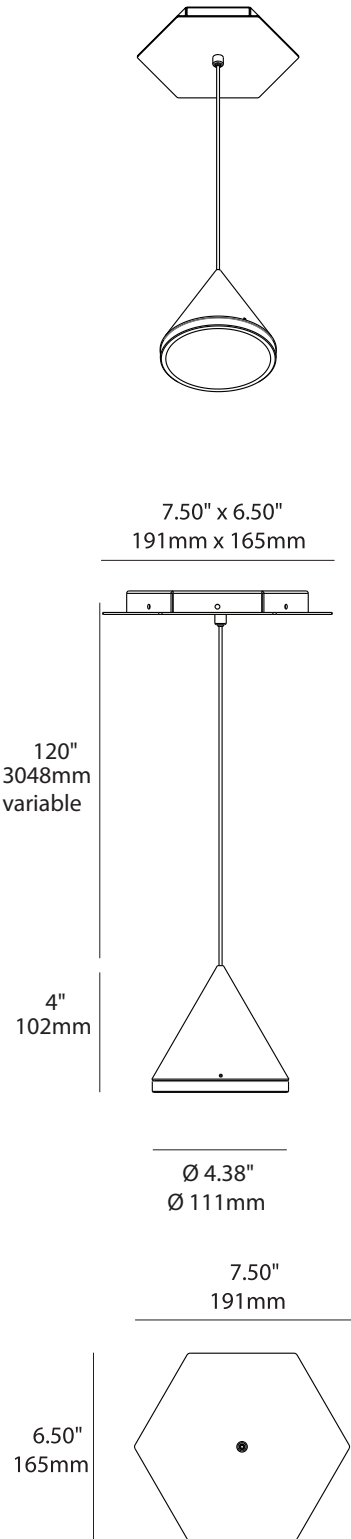
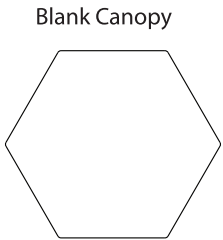
Order Code: P1C-AL-

3W warm dim	S silver	CD clear lens diffuse aperture
27 2700K	B black	SD satin lens diffuse aperture
30 3000K	G gold	
35 3500K	C champagne	

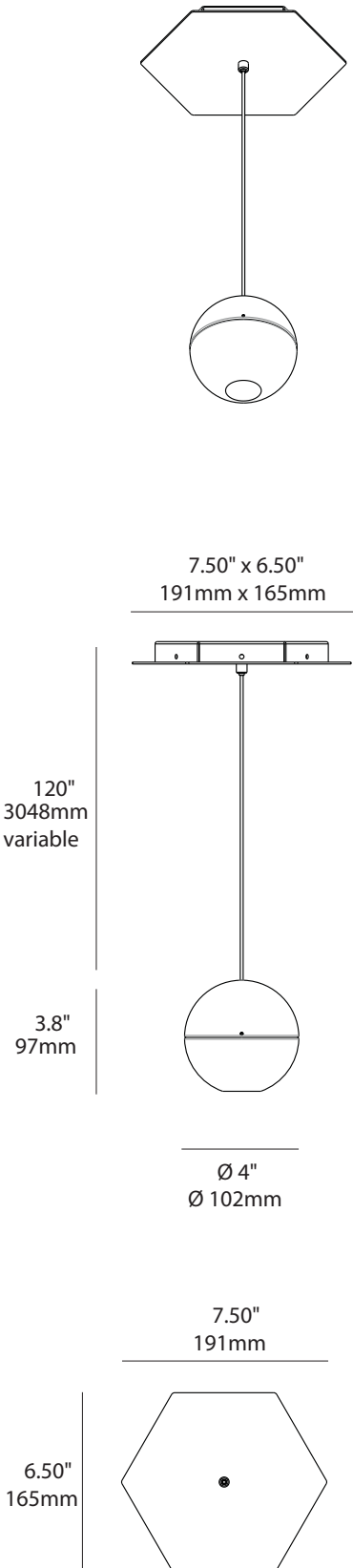
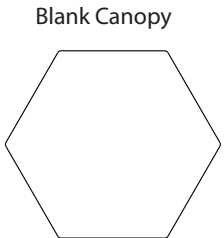


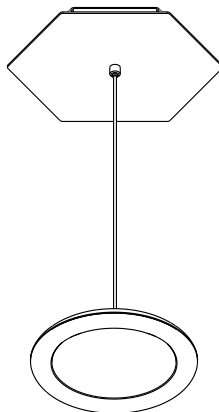
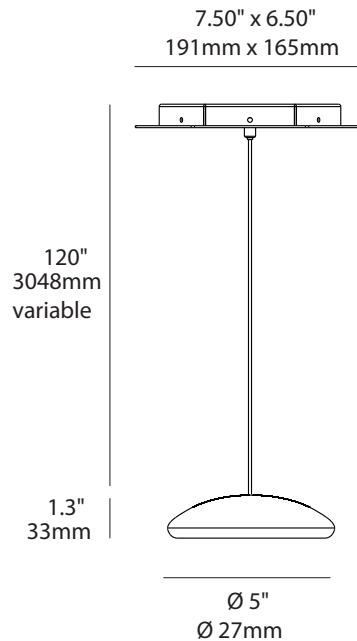
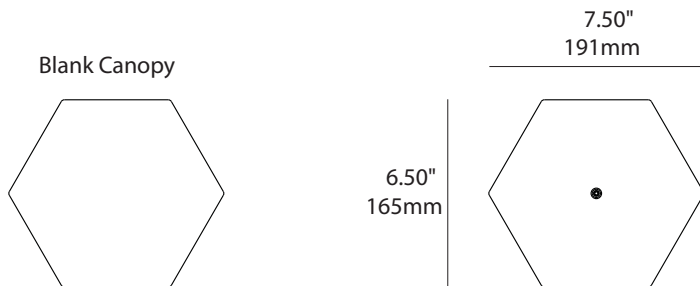


Description:	High efficiency LED decorative pendant mount luminaire with machined aluminum housing and clear acrylic light control lens.												
Lamping:	Single 4 watt warm dimmable LED, 400 lumens, 95 CRI, 3000K to 1800K (3W) smooth CCT dimming transition. 90 CRI, 2700K (27), 3000K (30), 3500K (35) color temperature options are optional. Color consistent from LED to LED within a 3 step MacAdam ellipse.												
Electrical:	Constant current class 2 driver, 120/277V 50/60Hz, (sold separate). See D8_250 series remote driver spec sheets for details.												
Function:	Canopy and mounting plate provided. Mounts directly to 4" octagonal j-box (by others) 120"(3048mm) suspension cable provided standard. Field adjustable.												
Metal finish:	Clear anodized aluminum (S) Black anodized aluminum (B) Gold anodized aluminum (G) Champagne anodized aluminum (C)												
Light Distribution Optics:	Clear acrylic light control lens with diffuse light distribution aperture (CD) or optional satin light control lens with diffuse light distribution aperture (SD)												
Approvals:	Dry locations, approved to UL safety standards for luminaires when used with Archilume D8_250 series drivers.												
Order Code:	P1-ALFL- <table><tr><td>3W warm dim</td><td>S silver</td><td>CD clear lens diffuse aperture</td></tr><tr><td>27 2700K</td><td>B black</td><td>SD satin lens diffuse aperture</td></tr><tr><td>30 3000K</td><td>G gold</td><td></td></tr><tr><td>35 3500K</td><td>C champagne</td><td></td></tr></table>	3W warm dim	S silver	CD clear lens diffuse aperture	27 2700K	B black	SD satin lens diffuse aperture	30 3000K	G gold		35 3500K	C champagne	
3W warm dim	S silver	CD clear lens diffuse aperture											
27 2700K	B black	SD satin lens diffuse aperture											
30 3000K	G gold												
35 3500K	C champagne												
Canopy Options:	<div>Blank Canopy</div>												



Description:	High efficiency LED decorative pendant mount luminaire with machined aluminum housing and clear acrylic light control lens.												
Lamping:	Single 4 watt warm dimmable LED, 400 lumens, 95 CRI, 3000K to 1800K (3W) smooth CCT dimming transition. 90 CRI, 2700K (27), 3000K (30), 3500K (35) color temperature options are optional. Color consistent from LED to LED within a 3 step MacAdam ellipse.												
Electrical:	Constant current class 2 driver, 120/277V 50/60Hz, (sold separate). See D8_250 series remote driver spec sheets for details.												
Function:	Canopy and mounting plate provided. Mounts directly to 4" octagonal j-box (by others) 120"(3048mm) suspension cable provided standard. Field adjustable. Blank canopies (BC) optional (sold separate).												
Metal finish:	Clear anodized aluminum (S) Black anodized aluminum (B) Gold anodized aluminum (G) Champagne anodized aluminum (C)												
Light Distribution Optics:	Clear acrylic light control lens with diffuse light distribution aperture (CD) or optional satin light control lens with diffuse light distribution aperture (SD)												
Approvals:	Dry locations, approved to UL safety standards for luminaires when used with Archilume D8_250 series drivers.												
Order Code:	P1C-AU- <table><tr><td>3W warm dim</td><td>S silver</td><td>CD clear lens diffuse aperture</td></tr><tr><td>27 2700K</td><td>B black</td><td>SD satin lens diffuse aperture</td></tr><tr><td>30 3000K</td><td>G gold</td><td></td></tr><tr><td>35 3500K</td><td>C champagne</td><td></td></tr></table>	3W warm dim	S silver	CD clear lens diffuse aperture	27 2700K	B black	SD satin lens diffuse aperture	30 3000K	G gold		35 3500K	C champagne	
3W warm dim	S silver	CD clear lens diffuse aperture											
27 2700K	B black	SD satin lens diffuse aperture											
30 3000K	G gold												
35 3500K	C champagne												



archilume		23	P1C_Ovolo		SPECIFICATION
Description:	Human centric OLED decorative pendant mount luminaire with machined aluminum housing and naturally diffuse light source.				
Lamping:	3 watt dimmable OLED, 200 lumens, 3000K (30), 90 CRI, R9 >50. OLED is a light source that provides soft yet bright full spectrum illumination resulting in an artificial light that resembles daylight.				
Electrical:	Constant current class 2 driver, 120/277V 50/60Hz, (sold separate). See D8_150 series remote driver spec sheets for details.				
Function:	Canopy and mounting plate provided. Mounts directly to 4" octagonal j-box (by others) 120"(3048mm) suspension cable provided standard. Field adjustable. Blank canopies (BC) optional (sold separate).				
Metal finish:	Clear anodized aluminum (S) Black anodized aluminum (B) Gold anodized aluminum (G) Champagne anodized aluminum (C)				
Light Distribution:	Soft brightness naturally diffuse light source				
Approvals:	Dry locations, approved to UL safety standards for luminaires when used with Archilume D8_150 series drivers.				
Order Code:	P1C-OV-_____-_____ 30 3000K    S silver BC blank    B black G gold C champagne				
Blank Canopy					

Archilume lighting reserves the right to alter product specifications without notice. Archilume lighting products are protected by copyright and design registrations, all right reserved.

www.archilume.com021621

archilume		24	P1D Configurate		SPECIFICATION
Description:	High efficiency LED decorative pendant mount luminaire with machined aluminum housing and clear acrylic light control lens.				
Lamping:	Single 2 watt LED, 150 lumens, 90 CRI, 2700K (27), 3000K (30), 3500K (35) color temperature options. Color consistent from LED to LED within a 3 step MacAdam ellipse.				
Electrical:	Constant current class 2 driver, 120/277V 50/60Hz, (sold separate). See D8\_700 series remote driver spec sheets for details.				
Function:	Canopy and mounting plate provided. Mounts directly to 4" octagonal j-box (by others) 120"(3048mm) suspension cable provided standard. Field adjustable. Blank canopies (BC) optional (sold separate).				
Metal finish:	Clear anodized aluminum (S) Black anodized aluminum (B) Gold anodized aluminum (G) Champagne anodized aluminum (C)				
Light Distribution Optics:	Clear cylinder diffuse aperture (CD) Satin cylinder diffuse aperture (SD) Clear cylinder concentric aperture (CC)				
Approvals:	Dry locations, approved to UL safety standards for luminaires when used with Archilume D8\_700 series drivers.				
Order Code:	P1D-\_\_\_\_\_-\_\_\_\_\_-\_\_\_\_\_       27 2700K    S silver    CD clear cylinder diffuse aperture       30 3000K    B black    SD satin cylinder diffuse aperture       35 3500K    G gold    CC clear cylinder concentric aperture       BC blank    C champagne    \_\_\_\_ leave blank for BC option				
Blank Canopy					

Archilume lighting reserves the right to alter product specifications without notice. Archilume lighting products are protected by copyright and design registrations, all right reserved.

www.archilume.com021021

archilume		25	P1D_Alto Configurate		SPECIFICATION
Description:	High efficiency LED decorative pendant mount luminaire with machined aluminum housing and clear acrylic light control lens.				
Lamping:	Single 4 watt warm dimmable LED, 400 lumens, 95 CRI, 3000K to 1800K (3W) smooth CCT dimming transition. 90 CRI, 2700K (27), 3000K (30), 3500K (35) color temperature options are optional. Color consistent from LED to LED within a 3 step MacAdam ellipse.				
Electrical:	Constant current class 2 driver, 120/277V 50/60Hz, (sold separate). See D8_250 series remote driver spec sheets for details.				
Function:	Canopy and mounting plate provided. Mounts directly to 4" octagonal j-box (by others) 120"(3048mm) suspension cable provided standard. Field adjustable. Blank canopies (BC) optional (sold separate).				
Metal finish:	Clear anodized aluminum (S) Black anodized aluminum (B) Gold anodized aluminum (G) Champagne anodized aluminum (C)				
Light Distribution Optics:	Clear acrylic light control lens with diffuse light distribution aperture (CD) or optional satin light control lens with diffuse light distribution aperture (SD)				
Approvals:	Dry locations, approved to UL safety standards for luminaires when used with Archilume D8_250 series drivers.				
Order Code:	P1D-AL- <div>3W warm dim27 2700K30 3000K35 3500K</div> <div>S silverB blackG goldC champagne</div> <div>CD clear lens diffuse apertureSD satin lens diffuse aperture</div>				
		<div>Blank Canopy</div> <div><div>12.75"</div><div>324mm</div></div> <div><div>7.50"</div><div>191mm</div></div>			

archilume

26

P1D\_Alto\_Flat Configurate

SPECIFICATION

Description:	High efficiency LED decorative pendant mount luminaire with machined aluminum housing and clear acrylic light control lens.				
Lamping:	Single 4 watt warm dimmable LED, 400 lumens, 95 CRI, 3000K to 1800K (3W) smooth CCT dimming transition. 90 CRI, 2700K (27), 3000K (30), 3500K (35) color temperature options are optional. Color consistent from LED to LED within a 3 step MacAdam ellipse.				
Electrical:	Constant current class 2 driver, 120/277V 50/60Hz, (sold separate). See D8_250 series remote driver spec sheets for details.				
Function:	Canopy and mounting plate provided. Mounts directly to 4" octagonal j-box (by others) 120"(3048mm) suspension cable provided standard. Field adjustable.				
Metal finish:	Clear anodized aluminum (S) Black anodized aluminum (B) Gold anodized aluminum (G) Champagne anodized aluminum (C)				
Light Distribution Optics:	Clear acrylic light control lens with diffuse light distribution aperture (CD) or optional satin light control lens with diffuse light distribution aperture (SD)				
Approvals:	Dry locations, approved to UL safety standards for luminaires when used with Archilume D8_250 series drivers.				
Order Code:	P1-ALFL- <div>3W warm dim27 2700K30 3000K35 3500K</div> <div>S silverB blackG goldC champagne</div> <div>CD clear lens diffuse apertureSD satin lens diffuse aperture</div>				
Canopy Options:					
		<div>Blank Canopy</div> <div><div>12.75"</div><div>324mm</div></div> <div><div>7.50"</div><div>191mm</div></div>			

archilume

26

P1D\_Alto\_Flat Configurate

SPECIFICATION

Archilume lighting reserves the right to alter product specifications without notice. Archilume lighting products are protected by copyright and design registrations, all right reserved.

www.archilume.com

022421

Archilume lighting reserves the right to alter product specifications without notice. Archilume lighting products are protected by copyright and design registrations, all right reserved.

www.archilume.com

10261

- Description:

High efficiency LED decorative pendant mount luminaire with machined aluminum housing and clear acrylic light control lens.
- Lamping:

Single 4 watt warm dimmable LED, 400 lumens, 95 CRI, 3000K to 1800K (3W) smooth CCT dimming transition. 90 CRI, 2700K (27), 3000K (30), 3500K (35) color temperature options are optional. Color consistent from LED to LED within a 3 step MacAdam ellipse.
- Electrical:

Constant current class 2 driver, 120/277V 50/60Hz, (sold separate). See D8\_250 series remote driver spec sheets for details.
- Function:

Canopy and mounting plate provided. Mounts directly to 4" octagonal j-box (by others) 120"(3048mm) suspension cable provided standard. Field adjustable. Blank canopies (BC) optional (sold separate).
- Metal finish:

Clear anodized aluminum (S)  
Black anodized aluminum (B)  
Gold anodized aluminum (G)  
Champagne anodized aluminum (C)
- Light Distribution Optics:

Clear acrylic light control lens with diffuse light distribution aperture (CD) or optional satin light control lens with diffuse light distribution aperture (SD)
- Approvals:

Dry locations, approved to UL safety standards for luminaires when used with Archilume D8\_250 series drivers.

Order Code:

P1C-AU-

3W warm dim

27 2700K

30 3000K

35 3500K

S silver

B black

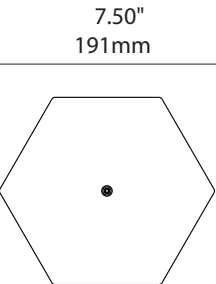
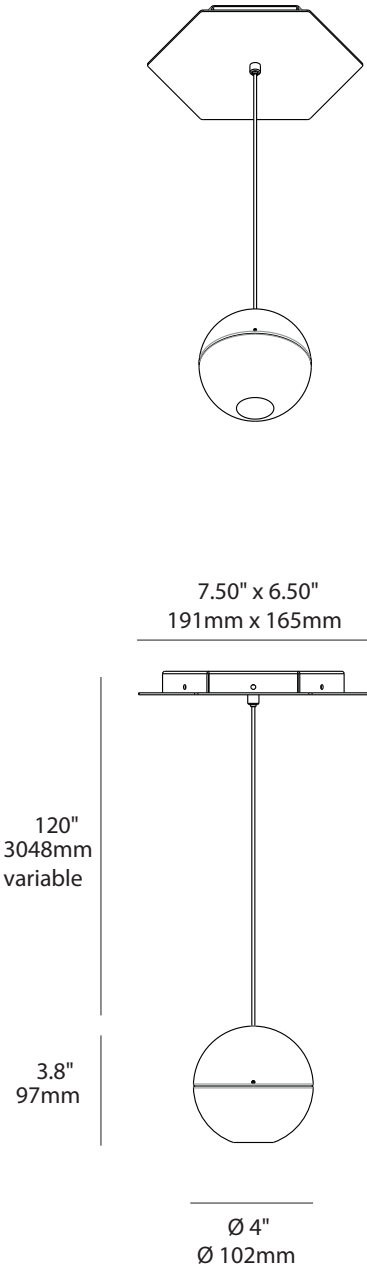
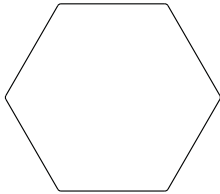
G gold

C champagne

CD clear lens diffuse aperture

SD satin lens diffuse aperture

Blank Canopy



- Description:

Human centric OLED decorative pendant mount luminaire with machined aluminum housing and naturally diffuse light source.
- Lamping:

3 watt dimmable OLED, 200 lumens, 3000K (30), 90 CRI, R9 >50. OLED is a light source that provides soft yet bright full spectrum illumination resulting in an artificial light that resembles daylight.
- Electrical:

Constant current class 2 driver, 120/277V 50/60Hz, (sold separate). See D8\_150 series remote driver spec sheets for details.
- Function:

Canopy and mounting plate provided. Mounts directly to 4" octagonal j-box (by others) 120"(3048mm) suspension cable provided standard. Field adjustable. Blank canopies (BC) optional (sold separate).
- Metal finish:

Clear anodized aluminum (S)  
Black anodized aluminum (B)  
Gold anodized aluminum (G)  
Champagne anodized aluminum (C)
- Light Distribution:

Soft brightness naturally diffuse light source
- Approvals:

Dry locations, approved to UL safety standards for luminaires when used with Archilume D8\_150 series drivers.

Order Code:

P1D-OV-

30 3000K

BC blank

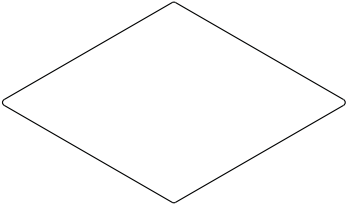
S silver

B black


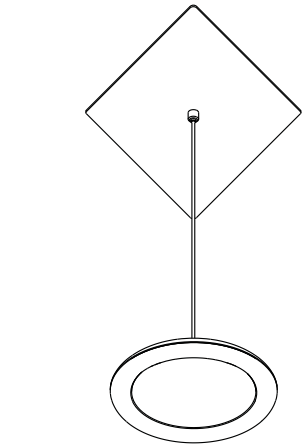
G gold

C champagne

Blank Canopy



7.50"  
191mm





Description: High efficiency LED decorative pendant mount luminaire with machined aluminum housing and clear acrylic light control lens.

Lamping: Single 2 watt LED, 150 lumens, 90 CRI, 2700K (27), 3000K (30), 3500K (35) color temperature options. Color consistent from LED to LED within a 3 step MacAdam ellipse.

Electrical: Constant current class 2 driver, 120/277V 50/60Hz, (sold separate). See D8\_700 series remote driver spec sheets for details.

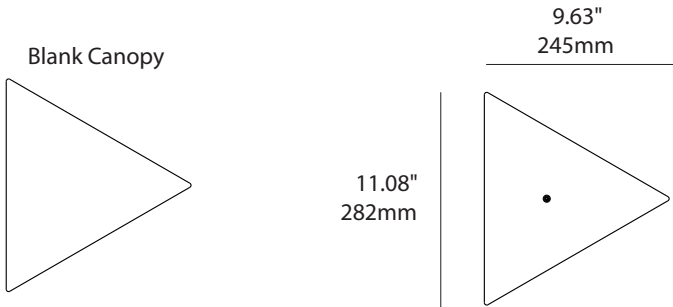
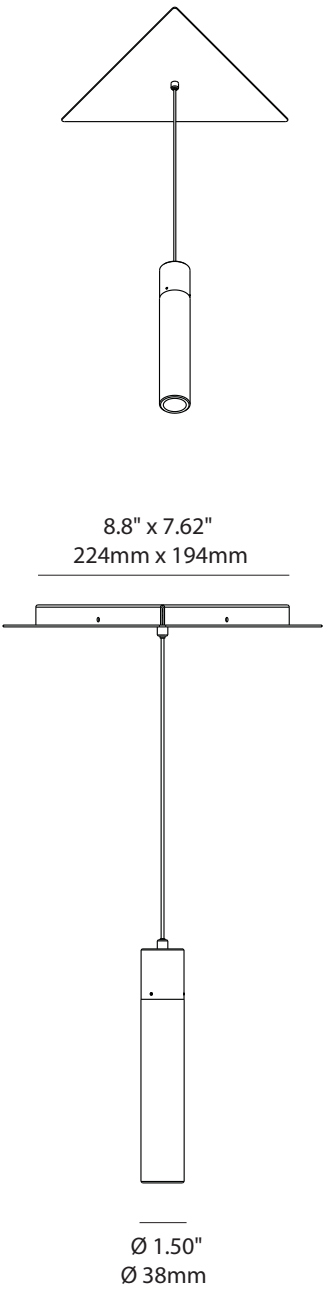
Function: Canopy and mounting plate provided. Mounts directly to 4" octagonal j-box (by others) 120"(3048mm) suspension cable provided standard. Field adjustable. Blank canopies (BC) optional (sold separate).

Metal finish: Clear anodized aluminum (S)  
Black anodized aluminum (B)  
Gold anodized aluminum (G)  
Champagne anodized aluminum (C)

Light Distribution Optics:    
Clear cylinder diffuse aperture (CD)  
Satin cylinder diffuse aperture (SD)  
Clear cylinder concentric aperture (CC)

Approvals: Dry locations, approved to UL safety standards for luminaires when used with Archilume D8\_700 series drivers.

Order Code: P1T- - -  
27 2700K S silver CD clear cylinder diffuse aperture  
30 3000K B black SD satin cylinder diffuse aperture  
35 3500K G gold CC clear cylinder concentric aperture  
BC blank C champagne \_ leave blank for BC option



Description: High efficiency LED decorative pendant mount luminaire with machined aluminum housing and clear acrylic light control lens.

Lamping: Single 4 watt warm dimmable LED, 400 lumens, 95 CRI, 3000K to 1800K (3W) smooth CCT dimming transition. 90 CRI, 2700K (27), 3000K (30), 3500K (35) color temperature options are optional. Color consistent from LED to LED within a 3 step MacAdam ellipse.

Electrical: Constant current class 2 driver, 120/277V 50/60Hz, (sold separate). See D8\_250 series remote driver spec sheets for details.

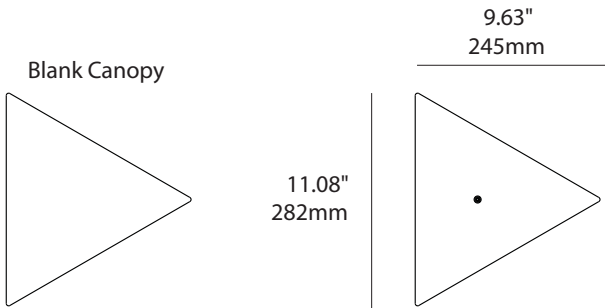
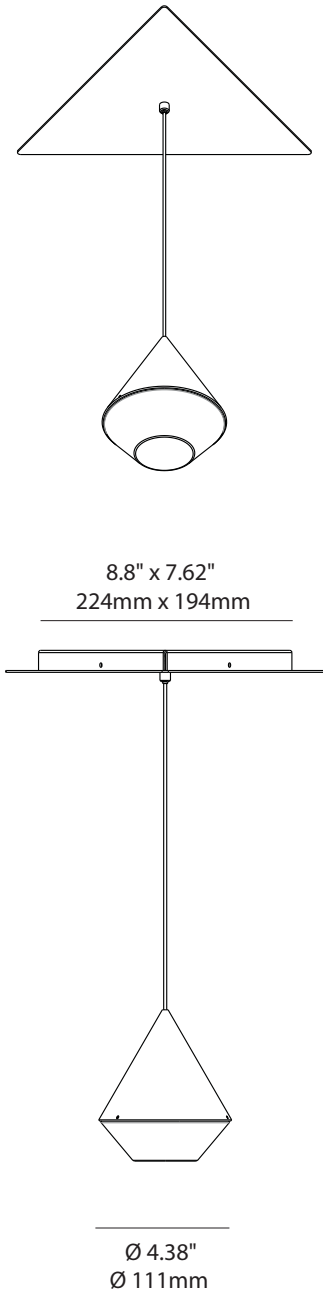
Function: Canopy and mounting plate provided. Mounts directly to 4" octagonal j-box (by others) 120"(3048mm) suspension cable provided standard. Field adjustable. Blank canopies (BC) optional (sold separate).

Metal finish: Clear anodized aluminum (S)  
Black anodized aluminum (B)  
Gold anodized aluminum (G)  
Champagne anodized aluminum (C)

Light Distribution Optics: Clear acrylic light control lens with diffuse light distribution aperture (CD) or optional satin light control lens with diffuse light distribution aperture (SD)

Approvals: Dry locations, approved to UL safety standards for luminaires when used with Archilume D8\_250 series drivers.

Order Code: P1T-AL- - -  
3W warm dim S silver CD clear lens diffuse aperture  
27 2700K B black SD satin lens diffuse aperture  
30 3000K G gold  
35 3500K C champagne





- Description:

High efficiency LED decorative pendant mount luminaire with machined aluminum housing and clear acrylic light control lens.
- Lamping:

Single 4 watt warm dimmable LED, 400 lumens, 95 CRI, 3000K to 1800K (3W) smooth CCT dimming transition. 90 CRI, 2700K (27), 3000K (30), 3500K (35) color temperature options are optional. Color consistent from LED to LED within a 3 step MacAdam ellipse.
- Electrical:

Constant current class 2 driver, 120/277V 50/60Hz, (sold separate). See D8\_250 series remote driver spec sheets for details.
- Function:

Canopy and mounting plate provided. Mounts directly to 4" octagonal j-box (by others) 120"(3048mm) suspension cable provided standard. Field adjustable.
- Metal finish:

Clear anodized aluminum (S)  
Black anodized aluminum (B)  
Gold anodized aluminum (G)  
Champagne anodized aluminum (C)
- Light Distribution Optics:

Clear acrylic light control lens with diffuse light distribution aperture (CD) or optional satin light control lens with diffuse light distribution aperture (SD)
- Approvals:

Dry locations, approved to UL safety standards for luminaires when used with Archilume D8\_250 series drivers.
- Order Code:

P1-ALFL-

3W warm dim

S silver

CD clear lens diffuse aperture

27 2700K

B black

SD satin lens diffuse aperture

30 3000K

G gold

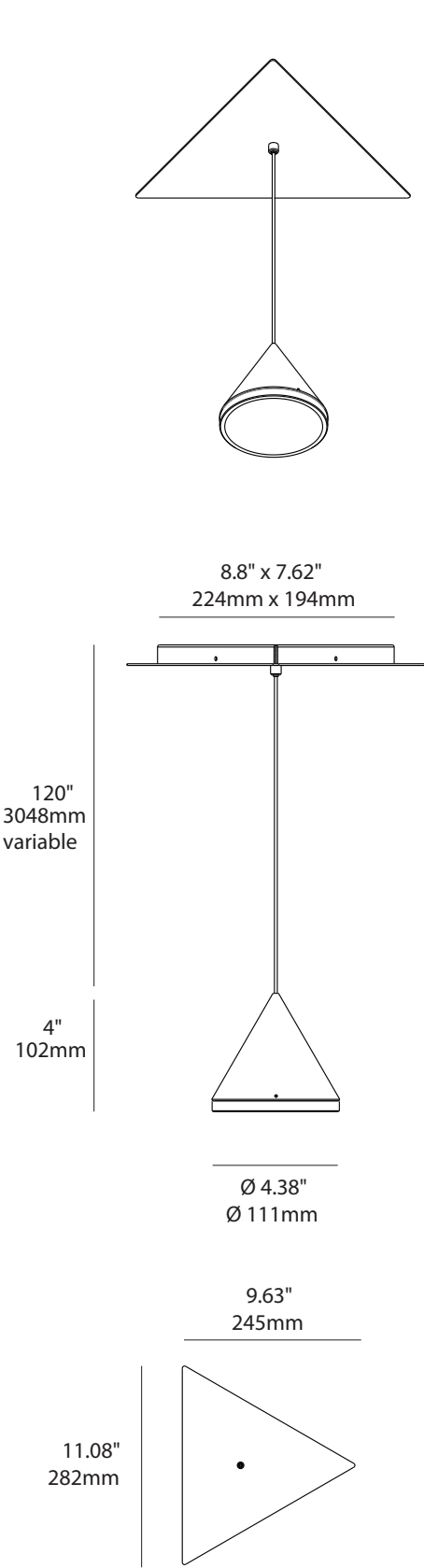
35 3500K

C champagne
- Canopy Options:

Blank Canopy

11.08"

282mm



- Description:

High efficiency LED decorative pendant mount luminaire with machined aluminum housing and clear acrylic light control lens.
- Lamping:

Single 4 watt warm dimmable LED, 400 lumens, 95 CRI, 3000K to 1800K (3W) smooth CCT dimming transition. 90 CRI, 2700K (27), 3000K (30), 3500K (35) color temperature options are optional. Color consistent from LED to LED within a 3 step MacAdam ellipse.
- Electrical:

Constant current class 2 driver, 120/277V 50/60Hz, (sold separate). See D8\_250 series remote driver spec sheets for details.
- Function:

Canopy and mounting plate provided. Mounts directly to 4" octagonal j-box (by others) 120"(3048mm) suspension cable provided standard. Field adjustable. Blank canopies (BC) optional (sold separate).
- Metal finish:

Clear anodized aluminum (S)  
Black anodized aluminum (B)  
Gold anodized aluminum (G)  
Champagne anodized aluminum (C)
- Light Distribution Optics:

Clear acrylic light control lens with diffuse light distribution aperture (CD) or optional satin light control lens with diffuse light distribution aperture (SD)
- Approvals:

Dry locations, approved to UL safety standards for luminaires when used with Archilume D8\_250 series drivers.
- Order Code:

P1T-AU-

3W warm dim

S silver

CD clear lens diffuse aperture

27 2700K

B black

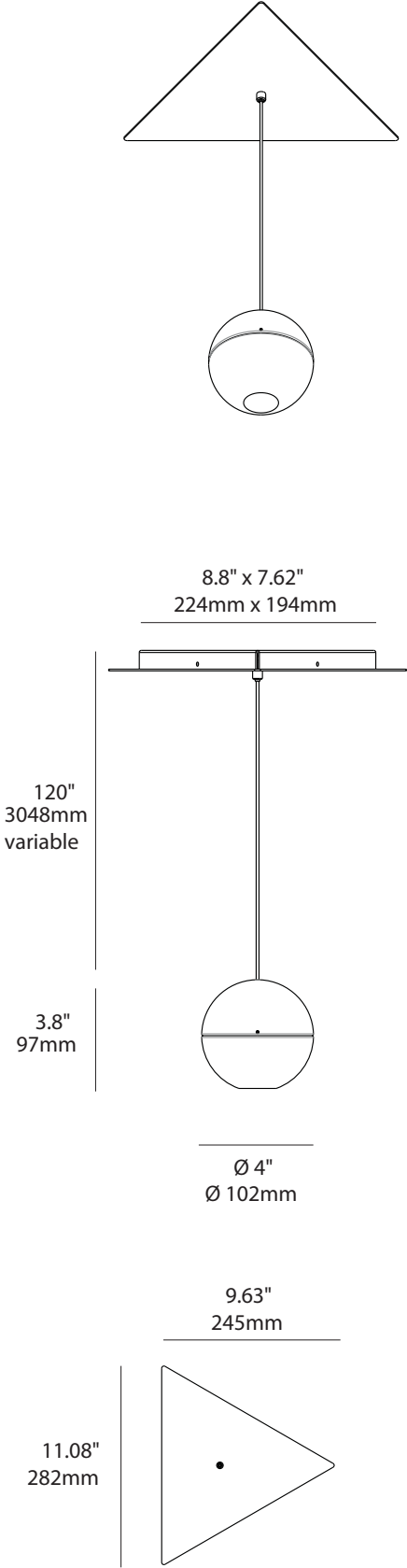
SD satin lens diffuse aperture

30 3000K

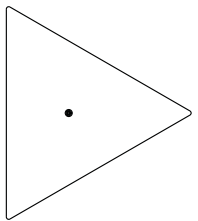
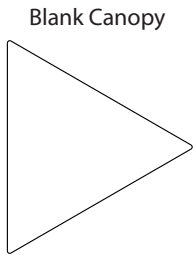
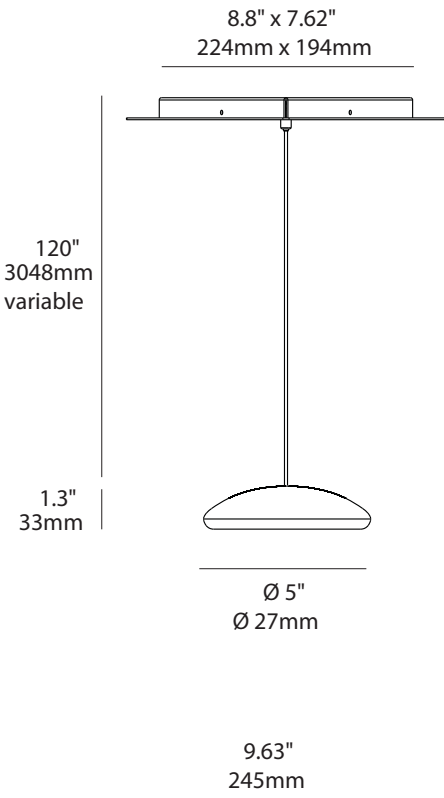
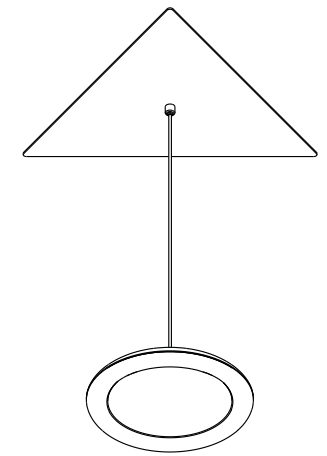
G gold

35 3500K

C champagne



Description:	Human centric OLED decorative pendant mount luminaire with machined aluminum housing and naturally diffuse light source.
Lamping:	3 watt dimmable OLED, 200 lumens, 3000K (30), 90 CRI, R9 >50. OLED is a light source that provides soft yet bright full spectrum illumination resulting in an artificial light that resembles daylight.
Electrical:	Constant current class 2 driver, 120/277V 50/60Hz, (sold separate). See D8_150 series remote driver spec sheets for details.
Function:	Canopy and mounting plate provided. Mounts directly to 4" octagonal j-box (by others) 120"(3048mm) suspension cable provided standard. Field adjustable. Blank canopies (BC) optional (sold separate).
Metal finish:	Clear anodized aluminum (S) Black anodized aluminum (B) Gold anodized aluminum (G) Champagne anodized aluminum (C)
Light Distribution:	Soft brightness naturally diffuse light source
Approvals:	Dry locations, approved to UL safety standards for luminaires when used with Archilume D8_150 series drivers.
Order Code:	P1T-OV-_____- 30 3000K S silver BC blank B black G gold C champagne



CHANDELIERS


Description: High efficiency LED decorative pendant mount luminaire with machined aluminum housing and clear acrylic light control lens.

Lamping: Single 2 watt LED, 150 lumens per lamp head, 90 CRI, 2700K (27), 3000K (30), 3500K (35) color temperature options. Color consistent from LED to LED within a 3 step MacAdam ellipse.

Electrical: Constant current class 2 integral driver, 120-277V 50/60Hz input, constant current class 2 output. Class A sound rating. Short circuit protection. 0-10V dimmable (010). The violet (positive) and the gray (negative) leads provided are for use with 0-10V DC type dimmers and controls.

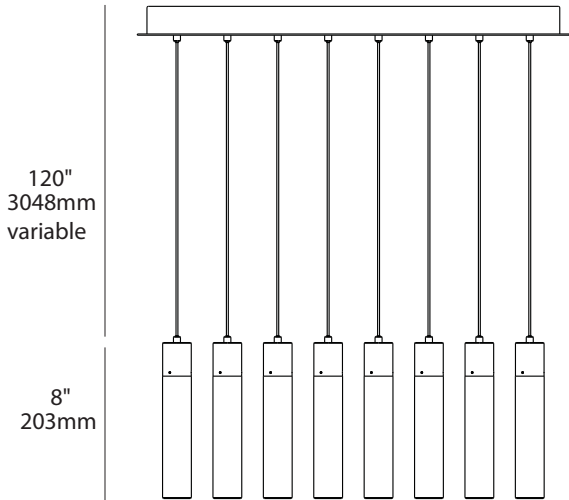
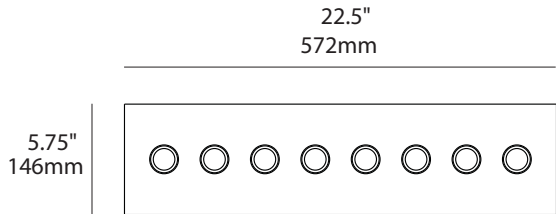
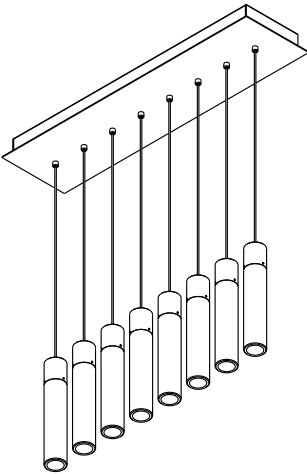
Function: Canopy and mounting plate provided. Mounts directly to 4" octagonal j-box (by others) 120"(3048mm) suspension cable provided standard. Field adjustable.

Metal finish: Clear anodized aluminum (S)  
Black anodized aluminum (B)  
Gold anodized aluminum (G)  
Champagne anodized aluminum (C)

Light Distribution Optics:   
Clear cylinder diffuse aperture (CD)  
Satin cylinder diffuse aperture (SD)  
Clear cylinder concentric aperture (CC)

Approvals: Dry locations, approved to UL safety standards for luminaires.

Order Code: P8-  
27 2700K S silver CD clear cylinder diffuse aperture 010 0-10V dimming  
30 3000K B black SD satin cylinder diffuse aperture  
35 3500K G gold CC clear cylinder concentric aperture  
C champagne



Ø 1.50"  
Ø 38mm


Description: High efficiency LED decorative pendant mount luminaire with machined aluminum housing and clear acrylic light control lens.

Lamping: Single 2 watt LED, 150 lumens per lamp head, 90 CRI, 2700K (27), 3000K (30), 3500K (35) color temperature options. Color consistent from LED to LED within a 3 step MacAdam ellipse.

Electrical: Constant current class 2 integral driver, 120-277V 50/60Hz input, constant current class 2 output. Class A sound rating. Short circuit protection. 0-10V dimmable (010). The violet (positive) and the gray (negative) leads provided are for use with 0-10V DC type dimmers and controls.

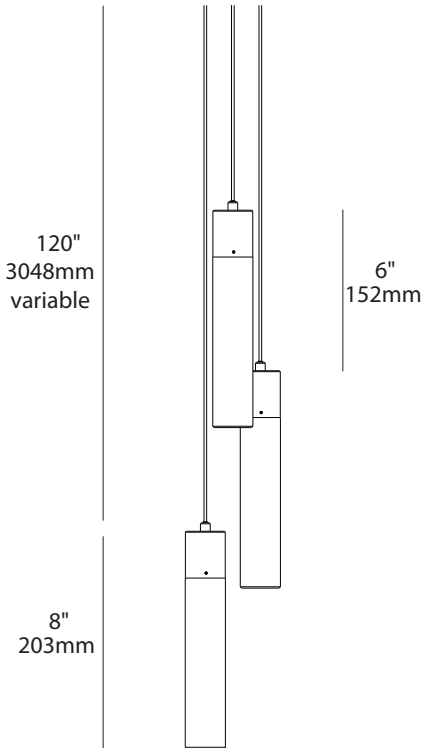
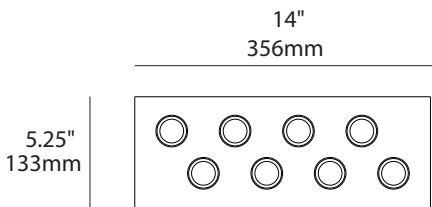
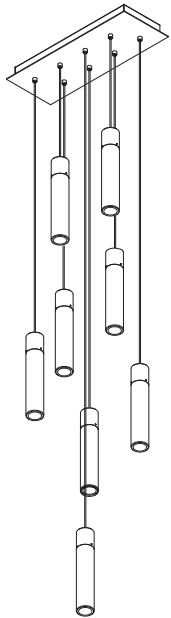
Function: Canopy and mounting plate provided. Mounts directly to 4" octagonal j-box (by others) 120"(3048mm) suspension cable provided standard. Field adjustable.

Metal finish: Clear anodized aluminum (S)  
Black anodized aluminum (B)  
Gold anodized aluminum (G)  
Champagne anodized aluminum (C)

Light Distribution Optics:   
Clear cylinder diffuse aperture (CD)  
Satin cylinder diffuse aperture (SD)  
Clear cylinder concentric aperture (CC)

Approvals: Dry locations, approved to UL safety standards for luminaires.

Order Code: P8A-  
27 2700K S silver CD clear cylinder diffuse aperture 010 0-10V dimming  
30 3000K B black SD satin cylinder diffuse aperture  
35 3500K G gold CC clear cylinder concentric aperture  
C champagne



Ø 1.50"  
Ø 38mm



SPECIFICATION



Description: High efficiency LED decorative pendant mount luminaire with machined aluminum housing and clear acrylic light control lens.

Lamping: Single 2 watt LED, 150 lumens per lamp head, 90 CRI, 2700K (27), 3000K (30), 3500K (35) color temperature options. Color consistent from LED to LED within a 3 step MacAdam ellipse.

Electrical: Constant current class 2 integral driver, 120-277V 50/60Hz input, constant current class 2 output. Class A sound rating. Short circuit protection. 0-10V dimmable (010). The violet (positive) and the gray (negative) leads provided are for use with 0-10V DC type dimmers and controls.

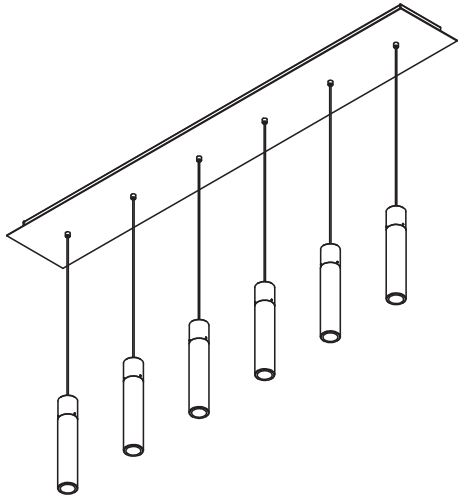
Function: Canopy and mounting plate provided. Mounts directly to 4" octagonal j-box (by others) 120"(3048mm) suspension cable provided standard. Field adjustable.

Metal finish: Clear anodized aluminum (S)  
Black anodized aluminum (B)  
Gold anodized aluminum (G)  
Champagne anodized aluminum (C)

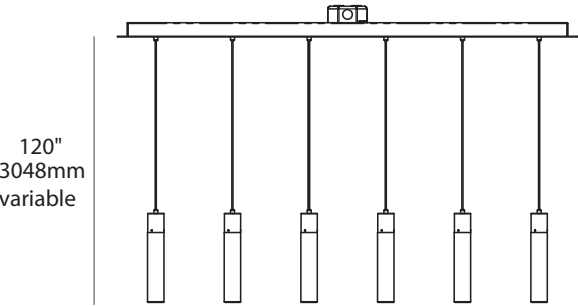
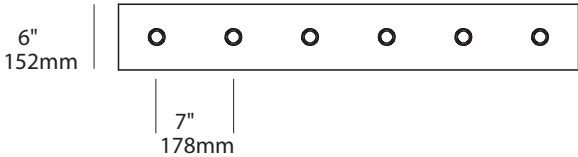
Light Distribution Optics:    
Clear cylinder diffuse aperture (CD)  
Satin cylinder diffuse aperture (SD)  
Clear cylinder concentric aperture (CC)

Approvals: Dry locations, approved to UL safety standards for luminaires.

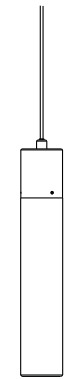
Order Code: P6L- - - - -  
27 2700K S silver CD clear cylinder diffuse aperture 010 0-10V dimming  
30 3000K B black SD satin cylinder diffuse aperture  
35 3500K G gold CC clear cylinder concentric aperture  
C champagne



42"  
1067mm



120"  
3048mm  
variable



Ø 1.50"  
Ø 38mm

SPECIFICATION



Description: High efficiency LED decorative pendant mount luminaire with machined aluminum housing and clear acrylic light control lens.

Lamping: Single 2 watt LED, 150 lumens per lamp head, 90 CRI, 2700K (27), 3000K (30), 3500K (35) color temperature options. Color consistent from LED to LED within a 3 step MacAdam ellipse.

Electrical: Constant current class 2 integral driver, 120-277V 50/60Hz input, constant current class 2 output. Class A sound rating. Short circuit protection. 0-10V dimmable (010). The violet (positive) and the gray (negative) leads provided are for use with 0-10V DC type dimmers and controls.

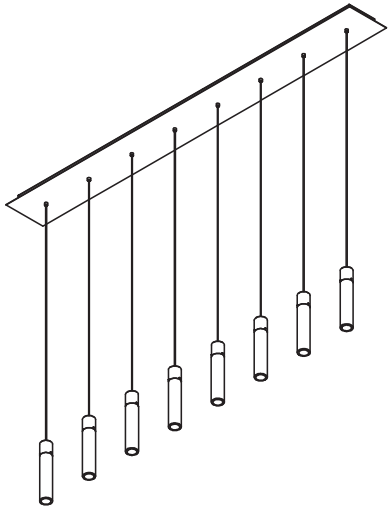
Function: Canopy and mounting plate provided. Mounts directly to 4" octagonal j-box (by others) 120"(3048mm) suspension cable provided standard. Field adjustable.

Metal finish: Clear anodized aluminum (S)  
Black anodized aluminum (B)  
Gold anodized aluminum (G)  
Champagne anodized aluminum (C)

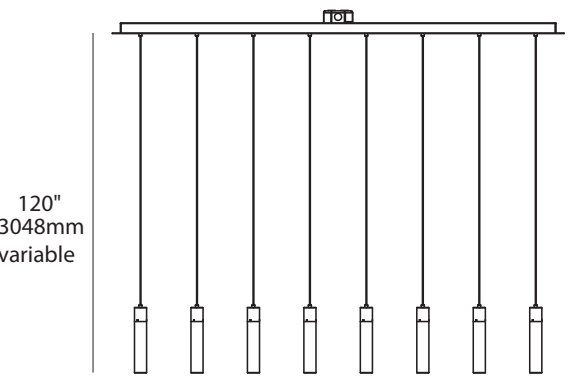
Light Distribution Optics:    
Clear cylinder diffuse aperture (CD)  
Satin cylinder diffuse aperture (SD)  
Clear cylinder concentric aperture (CC)

Approvals: Dry locations, approved to UL safety standards for luminaires.


Order Code: P8L- - - - -  
27 2700K S silver CD clear cylinder diffuse aperture 010 0-10V dimming  
30 3000K B black SD satin cylinder diffuse aperture  
35 3500K G gold CC clear cylinder concentric aperture  
C champagne



56"  
1422mm



120"  
3048mm  
variable



8"  
203mm

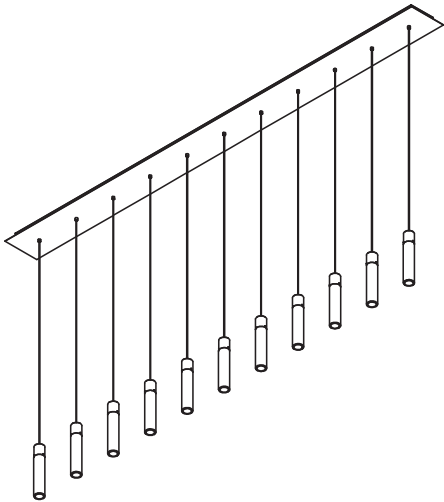
Ø 1.50"  
Ø 38mm

SPECIFICATION

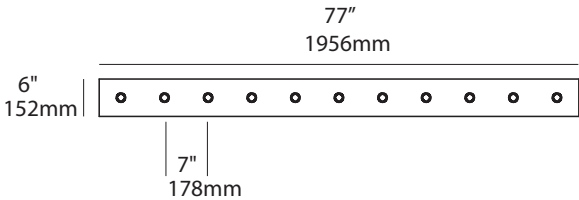
Description: High efficiency LED decorative pendant mount luminaire with machined aluminum housing and clear acrylic light control lens.

Lamping: Single 2 watt LED, 150 lumens per lamp head, 90 CRI, 2700K (27), 3000K (30), 3500K (35) color temperature options. Color consistent from LED to LED within a 3 step MacAdam ellipse.

Electrical: Constant current class 2 integral driver, 120-277V 50/60Hz input, constant current class 2 output. Class A sound rating. Short circuit protection. 0-10V dimmable (010). The violet (positive) and the gray (negative) leads provided are for use with 0-10V DC type dimmers and controls.



Function: Canopy and mounting plate provided. Mounts directly to 4" octagonal j-box (by others) 120"(3048mm) suspension cable provided standard. Field adjustable.

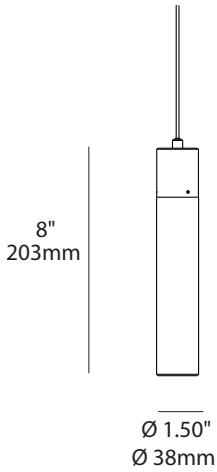


Metal finish: Clear anodized aluminum (S)  
Black anodized aluminum (B)  
Gold anodized aluminum (G)  
Champagne anodized aluminum (C)

Light Distribution Optics: Clear cylinder diffuse aperture (CD)  
Satin cylinder diffuse aperture (SD)  
Clear cylinder concentric aperture (CC)

Approvals: Dry locations, approved to UL safety standards for luminaires.

Order Code: P11L- 27 2700K S silver CD clear cylinder diffuse aperture 010 0-10V dimming  
30 3000K B black SD satin cylinder diffuse aperture  
35 3500K G gold CC clear cylinder concentric aperture  
C champagne

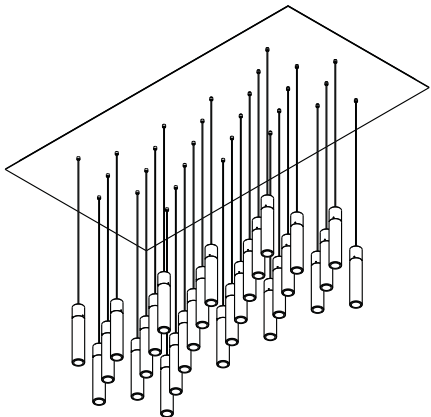


SPECIFICATION


Description: High efficiency LED decorative pendant mount luminaire with machined aluminum housing and clear acrylic light control lens.

Lamping: Single 2 watt LED, 150 lumens per lamp head, 90 CRI, 2700K (27), 3000K (30), 3500K (35) color temperature options. Color consistent from LED to LED within a 3 step MacAdam ellipse.

Electrical: Constant current class 2 integral driver, 120-277V 50/60Hz input, constant current class 2 output. Class A sound rating. Short circuit protection. 0-10V dimmable (010). The violet (positive) and the gray (negative) leads provided are for use with 0-10V DC type dimmers and controls.



Function: Canopy and mounting plate provided. Mounts directly to 4" octagonal j-box (by others) 120"(3048mm) suspension cable provided standard. Field adjustable.

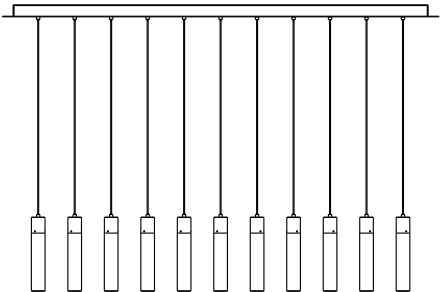


Metal finish: Clear anodized aluminum (S)  
Black anodized aluminum (B)  
Gold anodized aluminum (G)  
Champagne anodized aluminum (C)

Light Distribution Optics: Clear cylinder diffuse aperture (CD)  
Satin cylinder diffuse aperture (SD)  
Clear cylinder concentric aperture (CC)

Approvals: Dry locations, approved to UL safety standards for luminaires.

Order Code: P28- 27 2700K S silver CD clear cylinder diffuse aperture 010 0-10V dimming  
30 3000K B black SD satin cylinder diffuse aperture  
35 3500K G gold CC clear cylinder concentric aperture  
C champagne



SPECIFICATION

Description: High efficiency LED decorative pendant mount luminaire with machined aluminum housing and clear acrylic light control lens.

Lamping: Single 2 watt LED, 150 lumens per lamp head, 90 CRI, 2700K (27), 3000K (30), 3500K (35) color temperature options. Color consistent from LED to LED within a 3 step MacAdam ellipse.

Electrical: Constant current class 2 integral driver, 120-277V 50/60Hz input, constant current class 2 output. Class A sound rating. Short circuit protection. 0-10V dimmable (010). The violet (positive) and the gray (negative) leads provided are for use with 0-10V DC type dimmers and controls.

Function: Canopy and mounting plate provided. Mounts directly to 4" octagonal j-box (by others) 120"(3048mm) suspension cable provided standard. Field adjustable.

Metal finish: Clear anodized aluminum (S)  
Black anodized aluminum (B)  
Gold anodized aluminum (G)  
Champagne anodized aluminum (C)

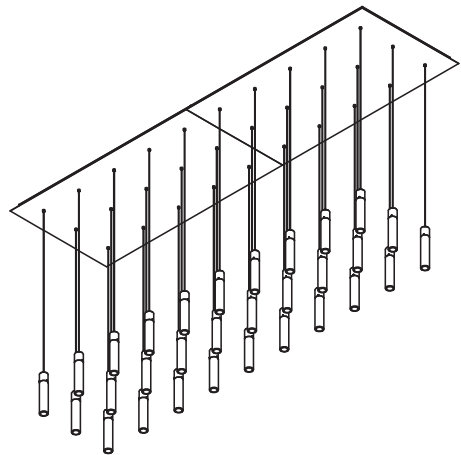
Light Distribution Optics:



Clear cylinder diffuse aperture (CD)  
Satin cylinder diffuse aperture (SD)  
Clear cylinder concentric aperture (CC)

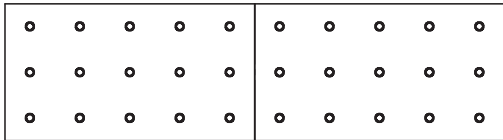
Approvals: Dry locations, approved to UL safety standards for luminaires.

Order Code: P30- - - -  
27 2700K S silver CD clear cylinder diffuse aperture 010 0-10V dimming  
30 3000K B black SD satin cylinder diffuse aperture  
35 3500K G gold CC clear cylinder concentric aperture  
C champagne

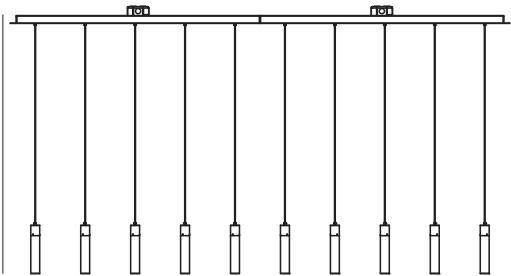


84"  
2134mm

23"  
584mm



120"  
3048mm  
variable



8"  
203mm



Ø 1.50"  
Ø 38mm

WALL

Description:

High efficiency LED decorative wall mount luminaire with machined aluminum housing and clear acrylic light control lens.

Lamping:

Single 2 watt LED, 150 lumens, 90 CRI, 2700K (27), 3000K (30), 3500K (35) color temperature options. Color consistent from LED to LED within a 3 step MacAdam ellipse.

Electrical:

Constant current class 2 driver, 120/277V 50/60Hz, (sold separate). See D8\_700 series remote driver spec sheets for details.

Function:

Canopy and mounting plate provided. Mounts directly to 4" octagonal j-box (by others)

Metal finish:



Clear anodized aluminum (S)

Black anodized aluminum (B)

Gold anodized aluminum (G)

Champagne anodized aluminum (C)

Light Distribution Optics:

Clear cylinder diffuse aperture (CD)

Satin cylinder diffuse aperture (SD)

Clear cylinder concentric aperture (CC)

Approvals:

Dry locations, approved to UL safety standards for luminaires when used with Archilume D8\_700 series drivers.

Order Code:

W1D-

27 2700K

30 3000K

35 3500K

S silver

B black

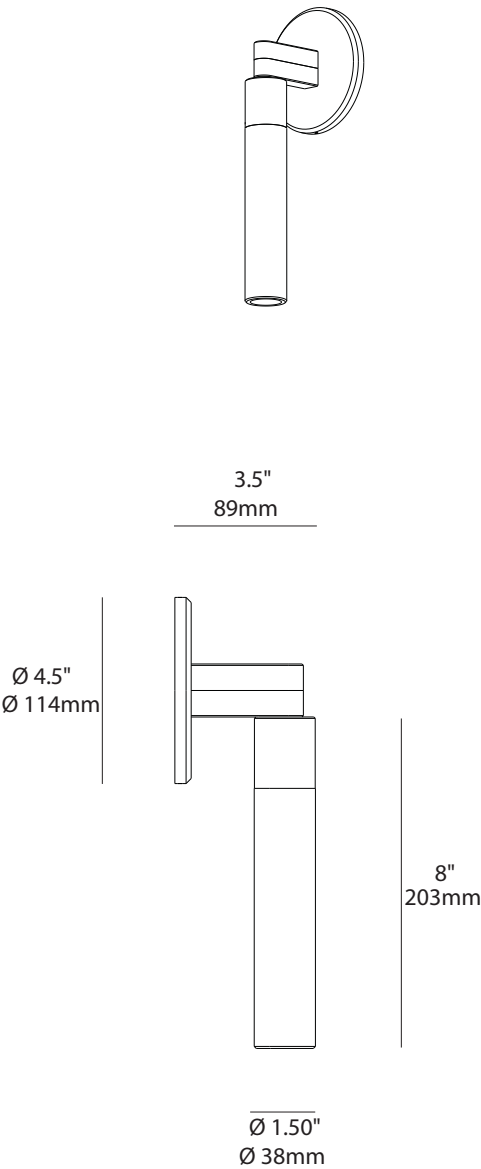
G gold

C champagne

CD clear cylinder diffuse aperture

SD satin cylinder diffuse aperture

CC clear cylinder concentric aperture



Description:

High efficiency LED decorative wall mount luminaire with machined aluminum housing and clear acrylic light control lens.

Lamping:

Single 2 watt LED, 150 lumens, 90 CRI, 2700K (27), 3000K (30), 3500K (35) color temperature options. Color consistent from LED to LED within a 3 step MacAdam ellipse.

Electrical:

Constant current class 2 driver, 120/277V 50/60Hz, (sold separate). See D8\_700 series remote driver spec sheets for details.



Function:

Canopy and mounting plate provided. Mounts directly to 4" octagonal j-box (by others)

Metal finish:

Clear anodized aluminum (S)  
Black anodized aluminum (B)  
Gold anodized aluminum (G)  
Champagne anodized aluminum (C)

Light Distribution Optics:

Clear cylinder diffuse aperture (CD)  
Satin cylinder diffuse aperture (SD)  
Clear cylinder concentric aperture (CC)

Approvals:

Dry locations, approved to UL safety standards for luminaires when used with Archilume D8\_700 series drivers.

Order Code:

W1U-

27 2700K

S silver

CD clear cylinder diffuse aperture

30 3000K

B black

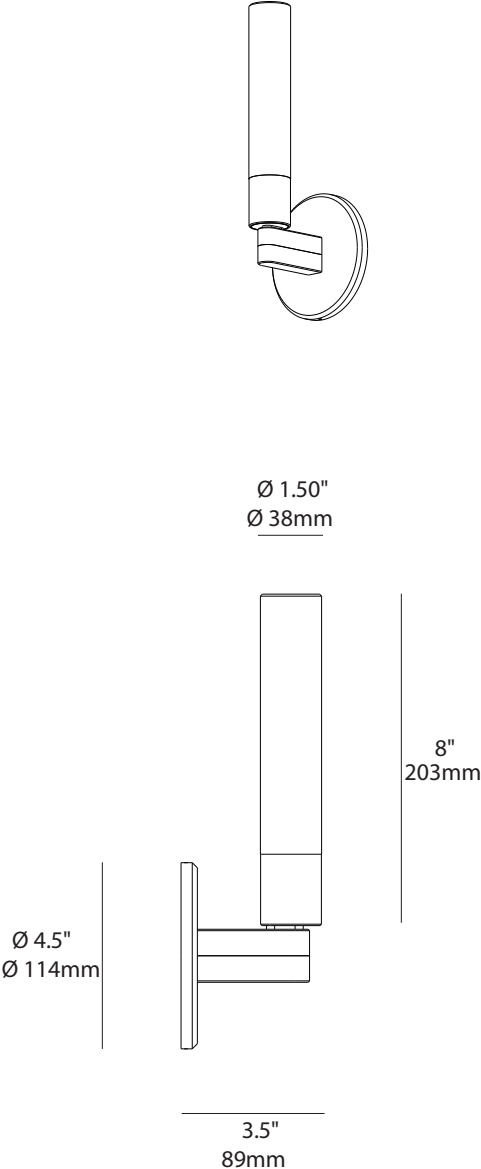
SD satin cylinder diffuse aperture

35 3500K

G gold

CC clear cylinder concentric aperture

C champagne





Description: High efficiency LED decorative wall mount luminaire with machined aluminum housing and clear acrylic light control lens.

Lamping: Single 2 watt LED, 150 lumens per lamp head, 90 CRI, 2700K (27), 3000K (30), 3500K (35) color temperature options. Color consistent from LED to LED within a 3 step MacAdam ellipse.

Electrical: Constant current class 2 driver, 120/277V 50/60Hz, (sold separate). See D8\_700 series remote driver spec sheets for details.

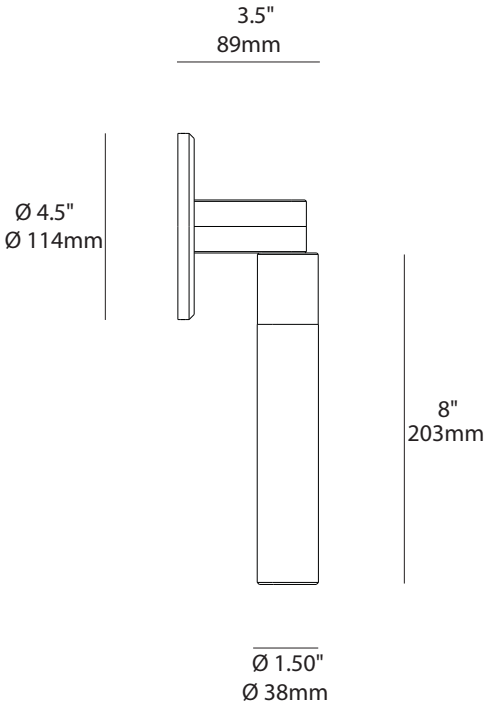
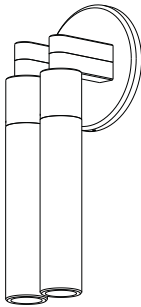
Function: Canopy and mounting plate provided. Mounts directly to 4" octagonal j-box (by others)

Metal finish: Clear anodized aluminum (S)  
Black anodized aluminum (B)  
Gold anodized aluminum (G)  
Champagne anodized aluminum (C)

Light Distribution Optics:    
Clear cylinder diffuse aperture (CD)  
Satin cylinder diffuse aperture (SD)  
Clear cylinder concentric aperture (CC)

Approvals: Dry locations, approved to UL safety standards for luminaires when used with Archilume D8\_700 series drivers.

Order Code: W2D- - -  
27 2700K S silver CD clear cylinder diffuse aperture  
30 3000K B black SD satin cylinder diffuse aperture  
35 3500K G gold CC clear cylinder concentric aperture  
C champagne





Description: High efficiency LED decorative wall mount luminaire with machined aluminum housing and clear acrylic light control lens.

Lamping: Single 2 watt LED, 150 lumens per lamp head, 90 CRI, 2700K (27), 3000K (30), 3500K (35) color temperature options. Color consistent from LED to LED within a 3 step MacAdam ellipse.

Electrical: Constant current class 2 driver, 120/277V 50/60Hz, (sold separate). See D8\_700 series remote driver spec sheets for details.

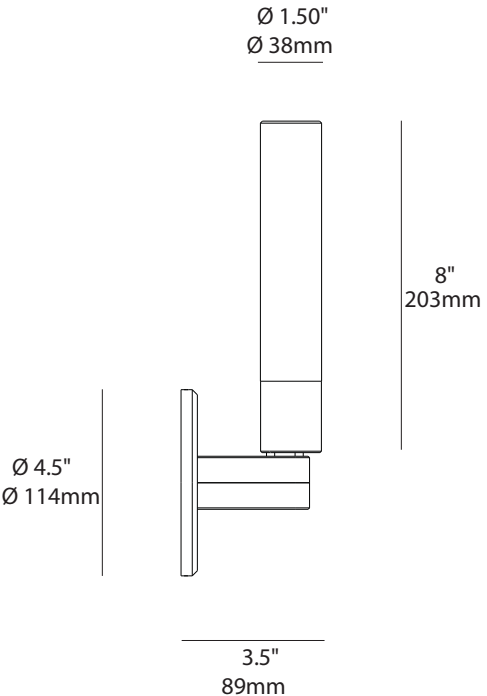
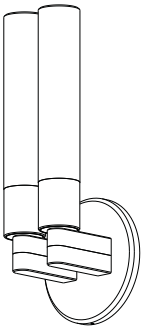
Function: Canopy and mounting plate provided. Mounts directly to 4" octagonal j-box (by others)

Metal finish: Clear anodized aluminum (S)  
Black anodized aluminum (B)  
Gold anodized aluminum (G)  
Champagne anodized aluminum (C)

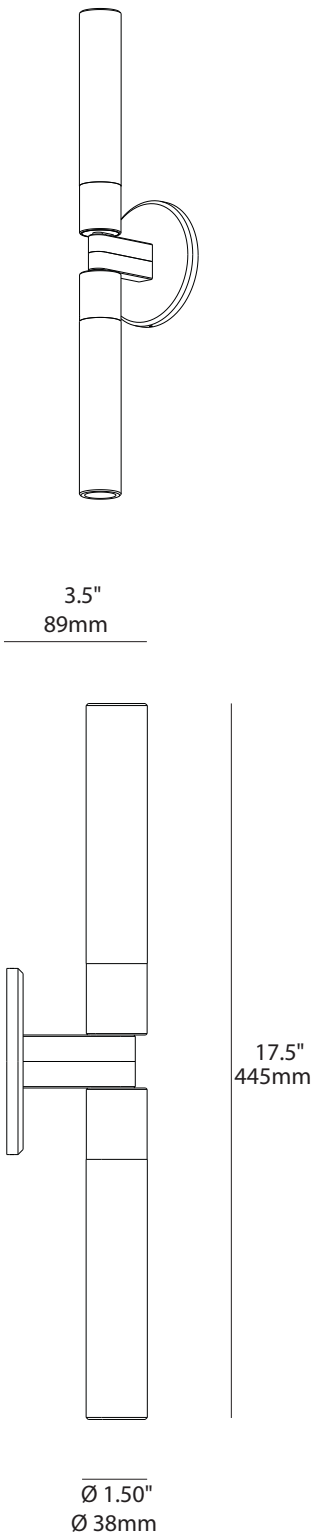
Light Distribution Optics:    
Clear cylinder diffuse aperture (CD)  
Satin cylinder diffuse aperture (SD)  
Clear cylinder concentric aperture (CC)

Approvals: Dry locations, approved to UL safety standards for luminaires when used with Archilume D8\_700 series drivers.

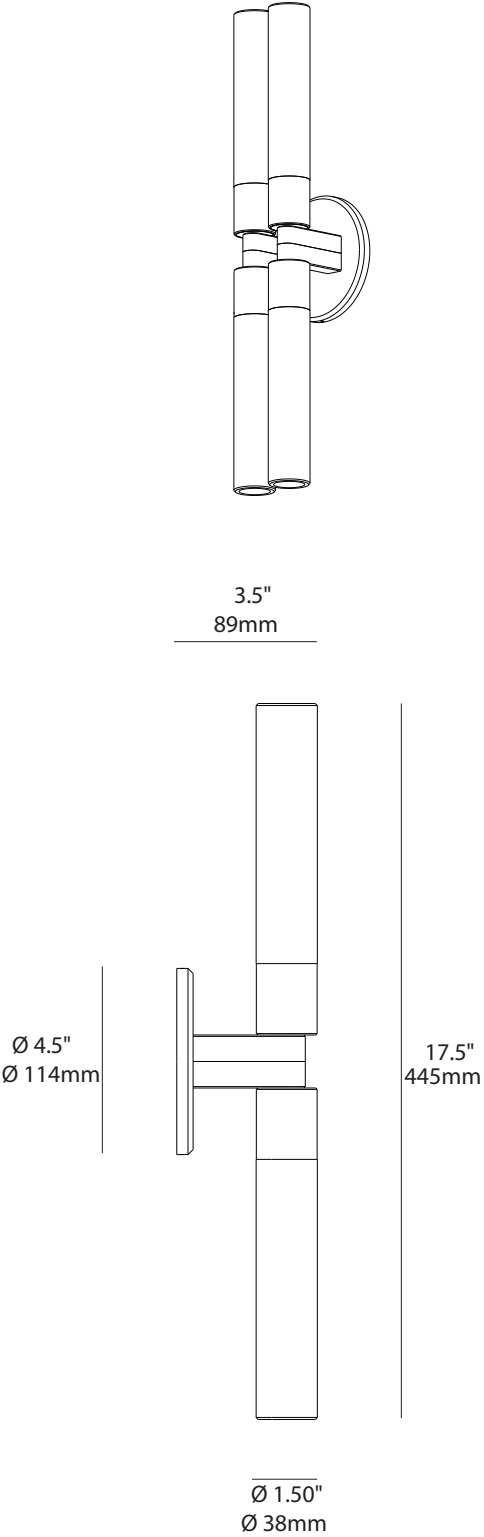
Order Code: W2U- - -  
27 2700K S silver CD clear cylinder diffuse aperture  
30 3000K B black SD satin cylinder diffuse aperture  
35 3500K G gold CC clear cylinder concentric aperture  
C champagne



Description:	High efficiency LED decorative wall mount luminaire with machined aluminum housing and clear acrylic light control lens.		
Lamping:	Single 2 watt LED, 150 lumens per lamp head, 90 CRI, 2700K (27), 3000K (30), 3500K (35) color temperature options. Color consistent from LED to LED within a 3 step MacAdam ellipse.		
Electrical:	Constant current class 2 driver, 120/277V 50/60Hz, (sold separate). See D8_700 series remote driver spec sheets for details.		
Function:	Canopy and mounting plate provided. Mounts directly to 4" octagonal j-box (by others)		
Metal finish:	Clear anodized aluminum (S) Black anodized aluminum (B) Gold anodized aluminum (G) Champagne anodized aluminum (C)		
Light Distribution Optics:	<div><div></div><div></div></div> <div>Clear cylinder diffuse aperture (CD) Satin cylinder diffuse aperture (SD) Clear cylinder concentric aperture (CC)</div>		
Approvals:	Dry locations, approved to UL safety standards for luminaires when used with Archilume D8_700 series drivers.		
Order Code:	W2UD- <div><div>27 2700K</div><div>30 3000K</div><div>35 3500K</div></div> <div><div>S silver</div><div>B black</div><div>G gold</div><div>C champagne</div></div> <div><div>CD clear cylinder diffuse aperture</div><div>SD satin cylinder diffuse aperture</div><div>CC clear cylinder concentric aperture</div></div>		



Description:	High efficiency LED decorative wall mount luminaire with machined aluminum housing and clear acrylic light control lens.		
Lamping:	Single 2 watt LED, 150 lumens per lamp head, 90 CRI, 2700K (27), 3000K (30), 3500K (35) color temperature options. Color consistent from LED to LED within a 3 step MacAdam ellipse.		
Electrical:	Constant current class 2 driver, 120/277V 50/60Hz, (sold separate). See D8_700 series remote driver spec sheets for details.		
Function:	Canopy and mounting plate provided. Mounts directly to 4" octagonal j-box (by others)		
Metal finish:	Clear anodized aluminum (S) Black anodized aluminum (B) Gold anodized aluminum (G) Champagne anodized aluminum (C)		
Light Distribution Optics:	<div><div></div><div></div></div> <div>Clear cylinder diffuse aperture (CD) Satin cylinder diffuse aperture (SD) Clear cylinder concentric aperture (CC)</div>		
Approvals:	Dry locations, approved to UL safety standards for luminaires when used with Archilume D8_700 series drivers.		
Order Code:	W4- <div><div>27 2700K</div><div>30 3000K</div><div>35 3500K</div></div> <div><div>S silver</div><div>B black</div><div>G gold</div><div>C champagne</div></div> <div><div>CD clear cylinder diffuse aperture</div><div>SD satin cylinder diffuse aperture</div><div>CC clear cylinder concentric aperture</div></div>		



DRIVERS

Description: Remote Mounted Electronic Driver - Suitable for operation of 1 to 2 Archilume Ovolo dimmable lamp heads. Suitable for remote mounting up to 25 feet.

Electrical: 8 watt, 120-277V 50/60Hz input, 150mA constant current class 2 output. Class A sound rating. Short circuit protection. The violet (positive) and the gray (negative) leads provided are for use with 0-10V DC type dimmers and controls.

Compatible 0-10V dimmers and switches: Leviton IllumaTech - IP710-DLX  
Lutron Nova T - NTFTV  
Lutron Diva - DDTV  
Lutron Diva - NFTV  
Watt Stoper DCLV1  
Pass and Seymour (Legrand) CD4FB-W

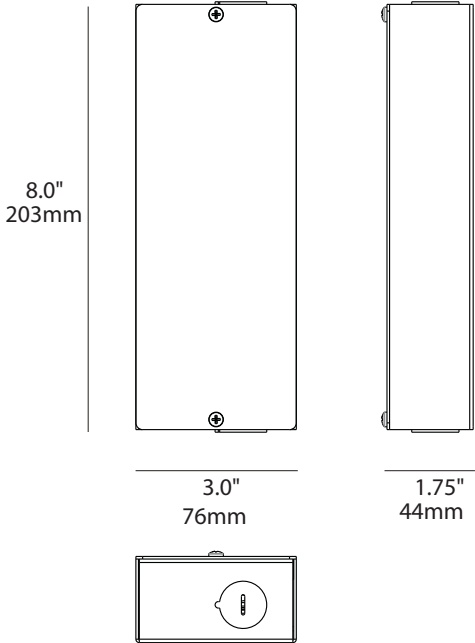
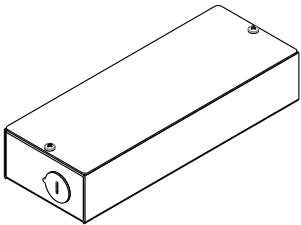
Compatible dimming control systems: Lutron GraphicEye - GRX-TVI w GRX3503  
Lutron Energy Savr Node - QSN-4T16-S  
Lutron TVM2 Module  
Crestron GLX-DIMFLV8  
Crestron GLXP-DIMFLV8  
Crestron GLPAC-DIMFLV4-\*  
Crestron GLPAC-DIMFLV8-\*  
Crestron GLPP-DIMFLVEX-PM  
Crestron GLPP-1DIMFLV2EX-PM  
Crestron GLPP-1DIMFLV3EX-PM  
Crestron DIN-AO8  
Crestron DIN-4DIMFLV4  
Crestron CLS-EXP-DIMFLV  
Crestron CLCI-1DIMFLV2EX

Mounting: Mounts from inside box with (2) #10 screws (by others). Mounting holes are on the centerline on 6.75" (171mm) centers.

Remote Box Finish: Galvanized metal.

Approvals: Dry locations, approved to UL safety standards for luminaires.

Order Code: D8-150-010



Description: Remote Mounted Electronic Driver - Suitable for operation of 1 to 3 Archilume warm dimmable lamp heads. Suitable for remote mounting up to 25 feet.

Electrical: 15 watt, 120-277V 50/60Hz input, 250mA constant current class 2 output. Class A sound rating. Short circuit protection. The violet (positive) and the gray (negative) leads provided are for use with 0-10V DC type dimmers and controls.

Compatible 0-10V dimmers and switches: Leviton IllumaTech - IP710-DLX  
Lutron Nova T - NTFTV  
Lutron Diva - DDTV  
Lutron Diva - NFTV  
Watt Stoper DCLV1  
Pass and Seymour (Legrand) CD4FB-W

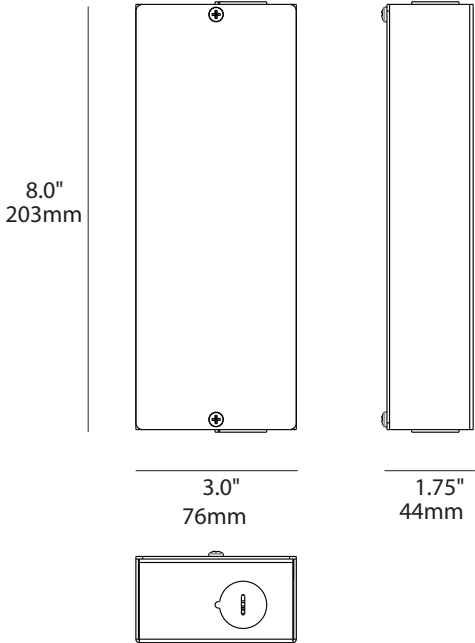
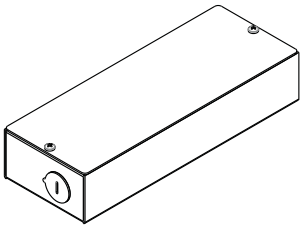
Compatible dimming control systems: Lutron GraphicEye - GRX-TVI w GRX3503  
Lutron Energy Savr Node - QSN-4T16-S  
Lutron TVM2 Module  
Crestron GLX-DIMFLV8  
Crestron GLXP-DIMFLV8  
Crestron GLPAC-DIMFLV4-\*  
Crestron GLPAC-DIMFLV8-\*  
Crestron GLPP-DIMFLVEX-PM  
Crestron GLPP-1DIMFLV2EX-PM  
Crestron GLPP-1DIMFLV3EX-PM  
Crestron DIN-AO8  
Crestron DIN-4DIMFLV4  
Crestron CLS-EXP-DIMFLV  
Crestron CLCI-1DIMFLV2EX

Mounting: Mounts from inside box with (2) #10 screws (by others). Mounting holes are on the centerline on 6.75" (171mm) centers.

Remote Box Finish: Galvanized metal.

Approvals: Dry locations, approved to UL safety standards for luminaires.

Order Code: D8-250-010





Description: Remote Mounted Electronic Driver - Suitable for operation of 1 to 8 Archilume lamp heads. Suitable for remote mounting up to 25 feet.

Electrical: 20 watt, 120-277V 50/60Hz input, 700mA constant current class 2 output. Class A sound rating. Short circuit protection. The violet (positive) and the gray (negative) leads provided are for use with 0-10V DC type dimmers and controls.

Compatible 0-10V dimmers and switches: Leviton IllumaTech - IP710-DLX  
Lutron Nova T - NTFTV  
Lutron Diva - DVTV  
Lutron Diva - NFTV  
Watt Stoper DCLV1  
Pass and Seymour (Legrand) CD4FB-W

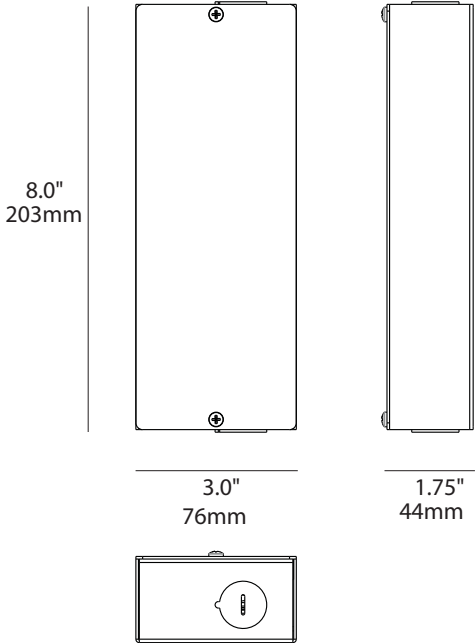
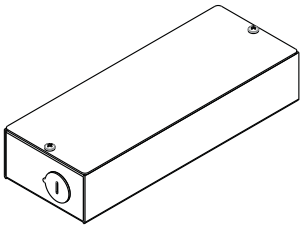
Compatible dimming control systems: Lutron GraphicEye - GRX-TVI w GRX3503  
Lutron Energy Savr Node - QSN-4T16-S  
Lutron TVM2 Module  
Crestron GLX-DIMFLV8  
Crestron GLXP-DIMFLV8  
Crestron GLPAC-DIMFLV4-\*  
Crestron GLPAC-DIMFLV8-\*  
Crestron GLPP-DIMFLVEX-PM  
Crestron GLPP-1DIMFLV2EX-PM  
Crestron GLPP-1DIMFLV3EX-PM  
Crestron DIN-AO8  
Crestron DIN-4DIMFLV4  
Crestron CLS-EXP-DIMFLV  
Crestron CLCI-1DIMFLV2EX

Mounting: Mounts from inside box with (2) #10 screws (by others). Mounting holes are on the centerline on 6.75" (171mm) centers.

Remote Box Finish: Galvanized metal.

Approvals: Dry locations, approved to UL safety standards for luminaires.

Order Code: D8-700-010



Description: Remote Mounted Electronic Driver - Suitable for operation of 1 to 2 Archilume lamp heads. Suitable for remote mounting up to 25 feet.

Electrical: 20 watt, 120-277V 50/60Hz input, 150mA constant current class 2 output. Class A sound rating. Short circuit protection. The positive and negative control leads provided are for use with Dali-2 type control systems.

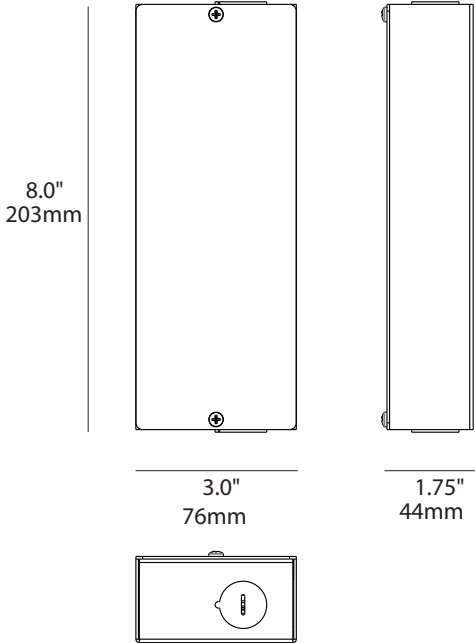
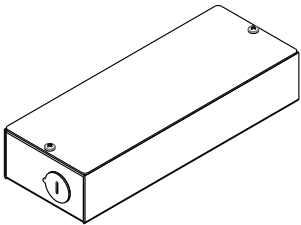
Control protocol: DALI-2 Device Type 6

Mounting: Mounts from inside box with (2) #10 screws (by others). Mounting holes are on the centerline on 6.75" (171mm) centers.

Remote Box Finish: Galvanized metal.

Approvals: Dry locations, approved to UL safety standards for luminaires.

Order Code: D8-150-DALI



Description: Remote Mounted Electronic Driver - Suitable for operation of 1 to 3 Archilume lamp heads. Suitable for remote mounting up to 25 feet.

Electrical: 20 watt, 120-277V 50/60Hz input, 250mA constant current class 2 output. Class A sound rating. Short circuit protection. The positive and negative control leads provided are for use with Dali-2 type control systems.

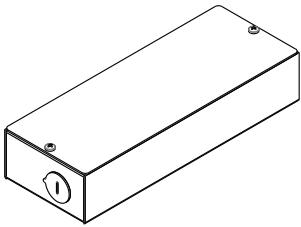
Control protocol: DALI-2 Device Type 6

Mounting: Mounts from inside box with (2) #10 screws (by others). Mounting holes are on the centerline on 6.75" (171mm) centers.


Remote Box Finish: Galvanized metal.

Approvals: Dry locations, approved to UL safety standards for luminaires.

Order Code: D8-250-DALI

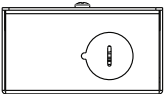


8.0"  
203mm



3.0"  
76mm

1.75"  
44mm



Description: Remote Mounted Electronic Driver - Suitable for operation of 1 to 8 Archilume lamp heads. Suitable for remote mounting up to 25 feet.

Electrical: 20 watt, 120-277V 50/60Hz input, 700mA constant current class 2 output. Class A sound rating. Short circuit protection. The positive and negative control leads provided are for use with Dali-2 type control systems.

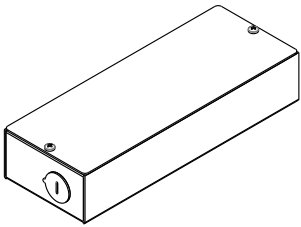
Control protocol: DALI-2 Device Type 6

Mounting: Mounts from inside box with (2) #10 screws (by others). Mounting holes are on the centerline on 6.75" (171mm) centers.

Remote Box Finish: Galvanized metal.

Approvals: Dry locations, approved to UL safety standards for luminaires.

Order Code: D8-700-DALI

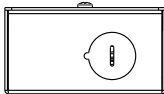


8.0"  
203mm



3.0"  
76mm

1.75"  
44mm



archilume

[www.archilume.com](http://www.archilume.com)