




CONFIGURATE

Modular Canopy System

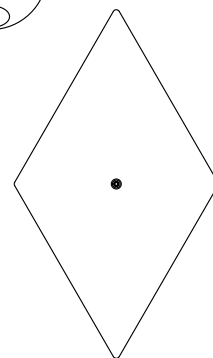
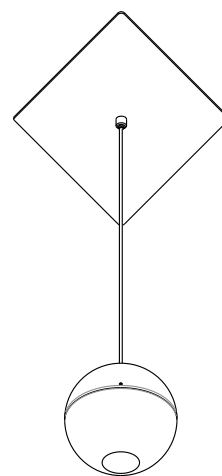
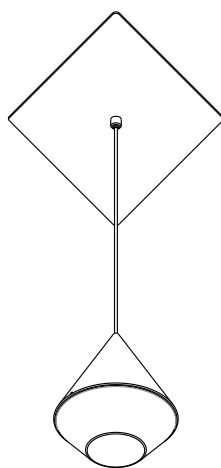
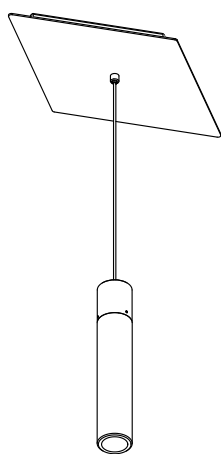
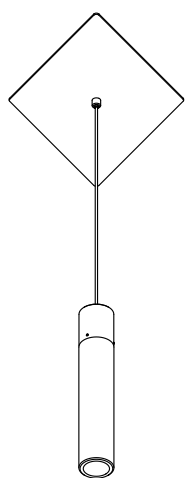

The new Diamond addition to Configure,
Archilume's flexible, modular canopy system.



archilume
archilume.com




Quite simply, yet elegantly, the system begins with a geometrically shaped mounting and canopy plate that attaches to the ceiling. This sets the stage to suspend one of Archilume's original luminaires, or the Aura and Alto to create a pendant light.



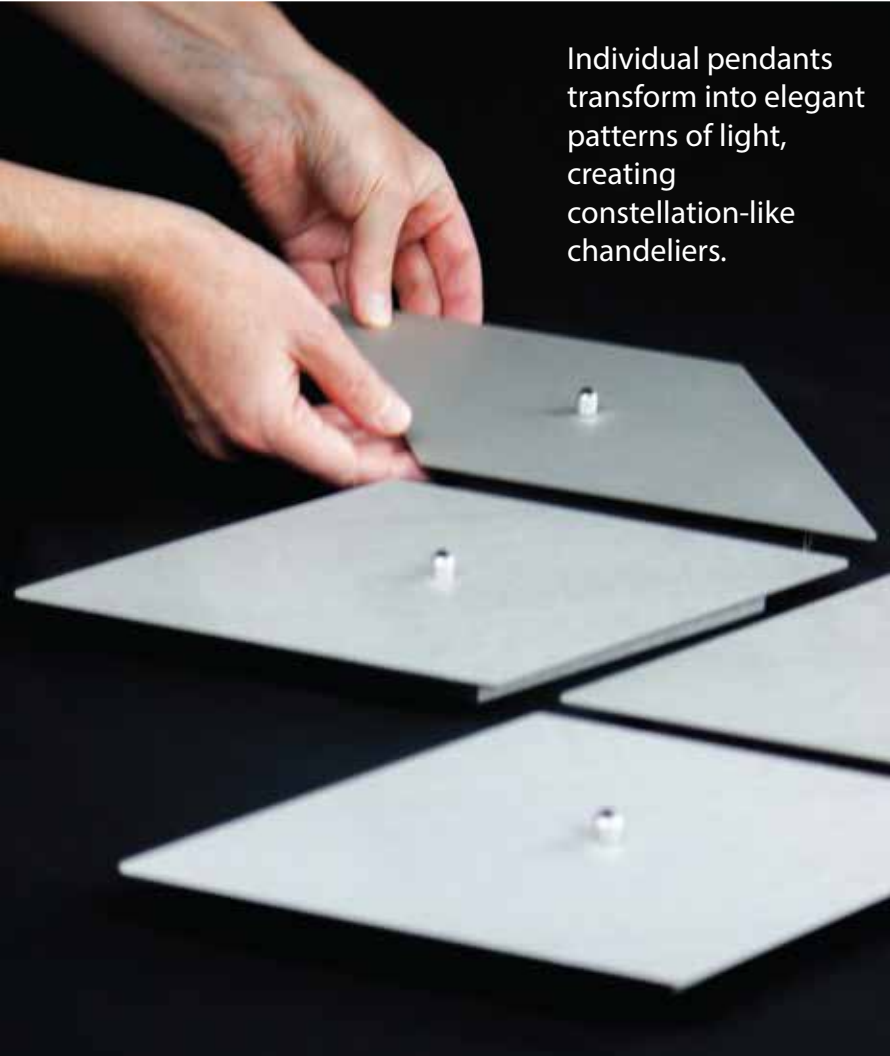
archilume
archilume.com

archilume


P1-D



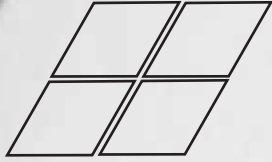
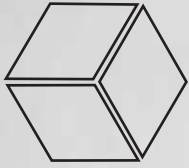


The individual geometric shape is disciplined with symmetry and simplicity. This modular unit repeated along its shared edges creates unlimited scalable tiling configurations.



Individual pendants transform into elegant patterns of light, creating constellation-like chandeliers.





Configure's shared-edge design allows electrical connection between each module. This interface between the modules is installed on site. Linked together, the configuration connects to the relevant number of remote drivers. The inherent modular nature of the system allows for ease of change during the design or installation stage by adding or removing modules.

Other qualities expand on the system's flexibility story. Cable suspension lengths are designer-specified and field adjustable to be consistent in length for a uniform appearance or different for a staggered aesthetic.

The canopy module is constructed of clear anodized aluminum, but other anodized finishes can be used for a more bespoke solution.

The Configure Modular Canopy System seamlessly teams with the luminaires to create a captivating dimmable LED lighting experience without being complicated.

Coherent as an individual pendant or grouped as a chandelier, the system ignites the imagination to create installations, from simple and under-stated to dramatic and impactful.